



WASHOE COUNTY TECHNOLOGY SERVICES

1001 E. Ninth St
RENO, NEVADA 89512
(775) 328-2351

DATE:

January 15, 2020

TO:

800 MHz Joint Operating Committee (JOC)

FROM:

Quinn Korbolic, Interim Chief Information Officer, Washoe County Technology Services
775-328-2348, qkorbolic@washoecounty.us

SUBJECT:

FISCAL YEAR 2021-2022 WCRCS (WASHOE COUNTY REGIONAL COMMUNICATIONS SYSTEM) BUDGET. A review and discussion and possible action to approve the fiscal year 2021-2022 Washoe County regional Communications System budget and associated Operations and Maintenance contributions by WCRCS member agencies.

SUMMARY:

The presented FY22 WCRCS budget is based on the fiscal year 2020 – 2021 budget including projected increases in Salaries, Benefits and Overhead.

The fiscal year 2021-2022 budget agency cost allocation is based on each agency’s respective share of the total number of active radios on the WCRCS system during fiscal year 2020.

Multiple budget scenarios are presented for the committee’s consideration. Please see the attached budget worksheets. For each budget scenario, a detailed budget worksheet and cost comparison is included. Cost comparisons are based on the adopted FY21 budget plus a 10% contribution to the Infrastructure fund as was approved by the Joint Operating Committee for FY21. Table 1 provides a summary of each budget scenario.

Table 1 - FY22 Budget Scenarios summary

| Scenario | Operations Budget | Difference compared to FY21 adopted operations budget* | Cost per radio | Difference compared to FY21 cost per radio |
|----------|-------------------|--|----------------|--|
| 0 | \$1,712,177 | \$103,822 | 263.68 | 11.62 |
| 1 | \$1,676,177 | \$67,822 | 258.13 | 6.08 |
| 2 | \$1,634,677 | \$26,322 | 251.74 | (-0.31) |
| Flat | \$1,608,355 | \$244 | 247.69 | (-4.37) |
| 3% Cut | \$1,560,755 | (-\$47,355) | 240.36 | (-11.70) |
| 5% Cut | \$1,537,755 | (-\$80,355) | 235.27 | (-16.78) |

**The FY21 JOC approved budget was \$1,608,111.59*



INTEGRITY



**EFFECTIVE
COMMUNICATION**



**QUALITY
PUBLIC SERVICE**

www.washoecounty.us



WASHOE COUNTY TECHNOLOGY SERVICES

1001 E. Ninth St
RENO, NEVADA 89512
(775) 328-2351

| WCRCS FY21/22 Budget Highlights |
|--|
| <p>Overview of Budget Proposal:</p> <ul style="list-style-type: none"> Total Radio Count increase of 114. <p>Operations:</p> <ul style="list-style-type: none"> Salary and Benefits increase \$24,910 over FY21 Covers 4 FTE staff including the Regional Communications Coordinator, a Sr. Network Engineer, and two Network Engineers. FY21 Operations, Services and Supplies Expenditures to date (January 2021): \$409,489 (Actual + Purchase Orders) <ul style="list-style-type: none"> \$476,192 Available Budget Operations account balance as of July 1, 2020: \$871,600 <p>Infrastructure:</p> <ul style="list-style-type: none"> Infrastructure Account Balance: \$910,040 Expansion Account Balance: \$178,484 |

RECOMMENDATION:

Staff recommends that the 800 MHz Users Committee recommend that the 800 MHz Joint Operating Committee approve the fiscal year 2021-2022 Washoe County Regional Communications System budget, authorizing expenditures of \$1,634,177.10, and associated Operations and Maintenance contributions by WCRCS member agencies.

POSSIBLE MOTION:

If the Committee agrees with Staff’s recommendation, a possible motion would be: “Move to recommend that the 800 MHz Joint Operating Committee approve the fiscal year 2021-2022 Washoe County Regional Communications System budget, authorizing expenditures of \$1,634,177.10, and associated Operations and Maintenance contributions by WCRCS member agencies.”



INTEGRITY




**EFFECTIVE
COMMUNICATION**



**QUALITY
PUBLIC SERVICE**

Budget worksheet 1

|  <p style="text-align: center;">Budget Scenario 0 Washoe County Regional Communications System Preliminary Operations Budget Proposal Fiscal Year 2021 - 2022</p> | | | | | | |
|---|-------------------|-------------------|-------------------|----------------------------------|----------------|---|
| 2018-19 Actual | 2019-20 Actual | 2020-21 Planned | 2021-22 Proposed | Accounts | Change | Notes |
| \$ (1,562,387.21) | \$ (1,589,262.09) | \$ (1,630,634.67) | \$ (1,712,177.10) | 433300 Local Govt-Oper Cost | \$ (81,542.43) | Overall Budget Increase. This is a 4.9% increase over the FY21 planned budget. |
| \$ (1,562,387.21) | \$ (1,589,262.09) | \$ (1,630,634.67) | \$ (1,712,177.10) | * Intergovernmental | \$ (81,542.43) | |
| \$ (5,882.34) | \$ (10,058.01) | \$ (5,000.00) | \$ (5,000.00) | 481000 Interest-Pooled Inv. | \$ - | |
| \$ (538.86) | \$ (2,449.98) | \$ - | \$ - | 482100 RGL Pooled Invest. | \$ - | |
| \$ (8,179.23) | \$ (14,405.84) | \$ - | \$ - | 482200 URGL Pooled Inv. | \$ - | |
| \$ (14,600.43) | \$ (26,913.83) | \$ (5,000.00) | \$ (5,000.00) | 485100 Reimbursements | \$ - | |
| \$ (1,576,987.64) | \$ (1,616,175.92) | \$ (1,635,634.67) | \$ (1,717,177.10) | ** Revenue | \$ (81,542.43) | |
| \$ 360,464.12 | \$ 382,300.27 | \$ 393,562.86 | \$ 413,099.84 | 701110 Base Salaries | \$ 19,536.98 | Salaries & Benefits for 4 FTE positions and an intermittent intern, including the Regional Communications Coordinator, a Sr. Network Engineer and 2 Network Engineers |
| \$ 4,950.00 | \$ 5,650.00 | \$ 5,950.00 | \$ 6,150.00 | 701200 Incentive Longevity | \$ 200.00 | |
| \$ - | \$ 5,116.50 | \$ 14,027.00 | \$ 14,728.35 | 701130 Pooled Positions | \$ 701.35 | |
| \$ 3,585.58 | \$ 4,910.39 | \$ 5,000.00 | \$ 5,250.00 | 701300 Overtime | \$ 250.00 | |
| \$ - | \$ - | \$ 500.00 | \$ 500.00 | 701140 Holiday Work | \$ - | |
| \$ 32,226.25 | \$ 38,005.86 | \$ 33,000.00 | \$ 33,000.00 | 701406 Standby Pay | \$ - | |
| \$ - | \$ - | \$ - | \$ - | 701413 Vac Payout/Sick Pay-Term | \$ - | |
| \$ 1,026.95 | \$ 767.37 | \$ 6,500.00 | \$ 6,500.00 | 701408 Call Back | \$ - | |
| \$ - | \$ - | \$ - | \$ - | 701412 Salary adjustment | \$ - | |
| \$ - | \$ - | \$ - | \$ - | 701417 Comp Time | \$ - | |
| \$ 402,252.90 | \$ 436,750.39 | \$ 458,539.86 | \$ 479,228.19 | * Salaries and Wages | \$ 20,688.33 | Salary increases due to Cost of Living (COLA) increases and merit-based increases. |
| \$ 49,991.20 | \$ 52,993.01 | \$ 53,608.59 | \$ 47,770.53 | 705110 Group Insurance | \$ (5,838.06) | Benefit increases due to increase in health insurance premium increase, retirement increase. |
| \$ 7,192.36 | \$ 6,500.00 | \$ 6,500.00 | \$ 8,500.00 | 705115 ER HSA Contributions | \$ 2,000.00 | |
| \$ 42,682.23 | \$ 38,860.00 | \$ 38,834.00 | \$ 40,775.70 | 705190 OPEB Contribution | \$ 1,941.70 | |
| \$ 111,493.25 | \$ 124,356.57 | \$ 116,857.46 | \$ 122,630.57 | 705210 Retirement | \$ 5,773.11 | |
| \$ 5,425.78 | \$ 5,902.04 | \$ 5,366.00 | \$ 5,613.00 | 705230 Medicare April 1986 | \$ 247.00 | |
| \$ 3,636.89 | \$ 3,242.57 | \$ 3,319.65 | \$ 3,417.28 | 705320 Workmens Comp | \$ 97.63 | |
| \$ - | \$ - | \$ 1,608.26 | \$ 1,608.26 | 705240 Insurance Budget Incremen | \$ - | |
| \$ - | \$ - | \$ - | \$ - | 705360 Benefit adjustment | \$ - | |
| \$ 372.30 | \$ 330.83 | \$ 318.29 | \$ 318.24 | 705330 Unemploy Comp | \$ (0.05) | |
| \$ 220,794.01 | \$ 232,185.02 | \$ 226,412.25 | \$ 230,633.58 | * Employee Benefits | \$ 4,221.33 | |
| \$ 64,788.50 | \$ 25,655.50 | \$ 123,514.00 | \$ 170,000.00 | 710100 Professional Services | \$ 46,486.00 | Technical support: site and simulcast alignment; planning support; legal support; NSRS Project Management |
| \$ 220.23 | \$ 259.79 | \$ 325.00 | \$ 325.00 | 710149 Invest Pool Alloc Ex | \$ - | |
| \$ 5,250.00 | \$ 9,030.00 | \$ 20,000.00 | \$ 20,000.00 | 710200 Service Contract | \$ - | Regualr service for generators and security systems |
| \$ 27,522.35 | \$ 139,998.05 | \$ 60,000.00 | \$ 60,000.00 | 710205 Repairs and Maintenance | \$ - | Tower inspections and repairs; A/C maintenance |
| \$ 121,090.25 | \$ 116,210.44 | \$ 115,000.00 | \$ 120,000.00 | 710210 Software Maintenance | \$ 5,000.00 | EDACS & VIDA Core software maintenance & Priority Software support |
| \$ - | \$ 5,460.45 | \$ - | \$ 5,500.00 | 710212 Software Subscription | \$ 5,500.00 | Asset Management Software |
| \$ - | \$ 656.22 | \$ - | \$ - | 710300 Operating Supplies | \$ - | |
| \$ 4,422.24 | \$ 2,670.53 | \$ 5,000.00 | \$ 5,000.00 | 710302 Small Tools & Allow | \$ - | |
| \$ 52,792.48 | \$ 41,153.37 | \$ 70,000.00 | \$ 70,000.00 | 710310 Parts and Supplies | \$ - | Various |
| \$ - | \$ 149.95 | \$ - | \$ - | 710334 Copy Mach-Lease Exp | \$ - | |
| \$ 3,969.92 | \$ 4,023.07 | \$ 500.00 | \$ 500.00 | 710350 Office Supplies | \$ - | |
| \$ - | \$ - | \$ 500.00 | \$ 500.00 | 710355 Books and Subscriptions | \$ - | |
| \$ 26.06 | \$ 22.69 | \$ 250.00 | \$ 250.00 | 710360 Postage | \$ - | |
| \$ 21.19 | \$ - | \$ 400.00 | \$ 400.00 | 710361 Express and Courier | \$ - | |
| \$ - | \$ - | \$ - | \$ - | 710400 Pmts to O Agencies | \$ - | |
| \$ 4,872.00 | \$ - | \$ - | \$ - | 710501 Radio Equipment Install | \$ - | |
| \$ - | \$ 801.50 | \$ - | \$ - | 710502 Printing | \$ - | |
| \$ - | \$ - | \$ - | \$ - | 710505 Rental Equipment | \$ - | |
| \$ - | \$ - | \$ 2,300.00 | \$ 2,300.00 | 710503 Licenses & Permits | \$ - | |
| \$ 150.00 | \$ - | \$ 900.00 | \$ 900.00 | 710506 Dept Insurance Deductible | \$ - | |
| \$ 4,944.93 | \$ 3,441.38 | \$ 2,500.00 | \$ 2,500.00 | 710507 Network and Data Lines | \$ - | System/Site network services |
| \$ 2,816.58 | \$ 2,792.22 | \$ 3,000.00 | \$ 3,000.00 | 710508 Telephone Land Lines | \$ - | System/Site Telecom services |
| \$ 4,713.00 | \$ - | \$ 10,000.00 | \$ 5,000.00 | 710509 Seminars and Meetings | \$ (5,000.00) | Conference/training registration fees reduced for FY22 |
| \$ - | \$ - | \$ 100.00 | \$ 100.00 | 710512 Auto Expense | \$ - | |
| \$ 5,897.63 | \$ 2,549.84 | \$ 5,200.00 | \$ 5,200.00 | 710519 Cellular Phone | \$ - | |
| \$ 92.00 | \$ 94.00 | \$ 500.00 | \$ 500.00 | 710529 Dues | \$ - | |
| \$ - | \$ - | \$ - | \$ - | 710552 Moving Costs | \$ - | |
| \$ - | \$ - | \$ - | \$ - | 710551 Cash Discounts Lost | \$ - | |
| \$ 119.91 | \$ - | \$ 500.00 | \$ 500.00 | 710571 Safety Expense | \$ - | |
| \$ 1,068.94 | \$ 1,272.30 | \$ 1,100.00 | \$ 1,100.00 | 710594 Insurance Premium | \$ - | |
| \$ 100,805.14 | \$ 218,366.57 | \$ 138,580.00 | \$ 149,612.55 | 710610 LT Lease-Land/Parking | \$ 11,032.55 | Site lease fees |
| \$ 56,998.39 | \$ 57,116.54 | \$ 59,000.00 | \$ 59,000.00 | 711010 Utilities | \$ - | Site Electricity |
| \$ - | \$ - | \$ 50.00 | \$ 50.00 | 711040 Natural Gas | \$ - | |
| \$ 11,286.00 | \$ 8,160.00 | \$ 9,240.00 | \$ 9,240.00 | 711100 ESD Asset Management | \$ - | Administrative Services for Vehicles and equipment |
| \$ 18,869.36 | \$ 18,924.48 | \$ 23,655.58 | \$ 23,655.58 | 711113 Equip Srv Replace | \$ - | Vehicle replacement fees |
| \$ 26,412.78 | \$ 17,776.24 | \$ 20,632.05 | \$ 20,632.05 | 711114 Equip Srv O & M | \$ - | Vehicle maintenance a repair |
| \$ 7,504.90 | \$ 8,102.46 | \$ 7,382.73 | \$ 8,000.00 | 711117 ESD Fuel Charge | \$ 617.27 | |
| \$ 3,520.00 | \$ 2,512.00 | \$ 2,512.00 | \$ 2,512.00 | 711119 Prop & Liab Billings | \$ - | |
| \$ 6,589.54 | \$ 3,109.73 | \$ 15,000.00 | \$ 8,000.00 | 711210 Travel | \$ (7,000.00) | Travel for conference and training reduced for FY22 |
| \$ 49,935.00 | \$ 38,821.00 | \$ 42,703.00 | \$ 44,838.15 | 711400 Overhead - General Fund | \$ 2,135.15 | County Building use and maintenance; Human Resources; Tech Services, etc. |
| \$ - | \$ 3,691.29 | \$ - | \$ - | 711502 Build Imp nonCapital | \$ - | |
| \$ 83,073.16 | \$ 50,492.41 | \$ 142,138.20 | \$ 100,000.00 | 711504 Equipment nonCapital | \$ (42,138.20) | Shifted to Equipment Capital |
| \$ 1,051.98 | \$ - | \$ - | \$ - | 711507 Vehicles nonCapital | \$ - | |
| \$ - | \$ 7,131.97 | \$ 500.00 | \$ 500.00 | 711508 Computers nonCapital | \$ - | |
| \$ 1,113.40 | \$ 467.49 | \$ 2,700.00 | \$ 2,700.00 | 711509 Comp Sftw nonCap | \$ - | |
| \$ - | \$ 17,430.50 | \$ - | \$ - | 711510 Comm Eq nonCapital | \$ - | |
| \$ 671,937.86 | \$ 808,343.98 | \$ 885,682.56 | \$ 902,315.33 | * Services and Supplies | \$ 16,632.77 | |
| \$ 19,091.44 | \$ - | \$ - | \$ - | 781007 Vehicles Capital | \$ - | |
| \$ - | \$ 31,093.12 | \$ 60,000.00 | \$ 100,000.00 | 781004 Equipment Capital | \$ 40,000.00 | Increase for FY22 to complete 48V Power upgrade |
| \$ 19,091.44 | \$ 31,093.12 | \$ 60,000.00 | \$ 100,000.00 | * Capital Outlay | \$ 40,000.00 | |
| \$ 1,314,076.21 | \$ 1,508,372.51 | \$ 1,630,634.67 | \$ 1,712,177.10 | ** Expenses | \$ 81,542.43 | |

Budget worksheet 2

Washoe County Regional Communication System Fiscal Year 2022 Preliminary Budget Worksheet - Agency Cost Allocation for Operations Maintenance

| Budget Scenario 0 Washoe County Regional Communications System Budget Comparison FY21 vs FY22 | Active Radio Count Comparison | | | | | Operations Contribution Comparison | | | | | FY21 to FY22 Differences | | | | | |
|---|-------------------------------|----------------|--------------|------|-------------|--|-------------------------|--|-------------------------------------|------------------------------|-------------------------------|-------------------------------|------------------------------|-------------------------------|-------------|--|
| | FY20/21 | FY21/22 | | | | Radio Count increase or decrease | FY20/21 | | FY21/22 | | | Operations Only Difference | Plus 5% to Infrastructure | Plus 10% to Infrastructure | | |
| | | EDACS | P25 | BEON | Total | | Operations Finalized | FY21 Payment: 10% Infrastructure added to Ops | Proposed Operations Contribution | Plus 5% to Infrastructure | Plus 10% to Infrastructure | | | | | |
| Nevada Air National Guard | 23 | 22 | | | 22.0 | (1) | \$5,797.27 | \$6,376.99 | \$5,800.86 | \$ 6,090.90 | \$ 6,380.95 | (\$576.13) | (\$286.09) | \$3.95 | | |
| Reno-Tahoe Airport Authority | 268 | 220 | 42 | | 15 | 269.5 | 2 | \$67,550.77 | \$74,305.85 | \$71,060.56 | \$ 74,613.59 | \$ 78,166.61 | (\$3,245.29) | \$307.74 | \$3,860.77 | |
| Drug Enforcement Administration | 16 | 23 | | | | 23.0 | 7 | \$4,032.88 | \$4,436.17 | \$6,064.54 | \$ 6,367.76 | \$ 6,670.99 | \$1,628.37 | \$1,931.59 | \$2,234.82 | |
| Federal Bureau of Investigations | 22 | 24 | | | | 24.0 | 2 | \$5,545.21 | \$6,099.73 | \$6,328.21 | \$ 6,644.62 | \$ 6,961.03 | \$228.48 | \$544.89 | \$861.30 | |
| Incline Village General Improvement District | 3 | 3 | | | | 3.0 | 0 | \$756.17 | \$831.78 | \$791.03 | \$ 830.58 | \$ 870.13 | (\$40.76) | (\$1.20) | \$38.35 | |
| North Lake Tahoe Fire Protection District | 91 | 85 | | | 16 | 93.0 | 2 | \$22,937.01 | \$25,230.72 | \$24,521.82 | \$ 25,747.92 | \$ 26,974.01 | (\$708.89) | \$517.20 | \$1,743.29 | |
| Carson City Fire Department | 5 | 5 | | | | 5.0 | 0 | \$1,260.28 | \$1,386.30 | \$1,318.38 | \$ 1,384.30 | \$ 1,450.22 | (\$67.93) | (\$2.01) | \$63.91 | |
| Nevada Shared Radio System | 1689 | 1676 | | | | 1,676.0 | (13) | \$425,721.08 | \$468,293.19 | \$441,920.20 | \$ 464,016.21 | \$ 486,112.22 | (\$26,372.99) | (\$4,276.98) | \$17,819.03 | |
| Pyramid Lake Paiute Tribe | 72 | 72 | | | | 72.0 | 0 | \$18,147.97 | \$19,962.76 | \$18,984.64 | \$ 19,933.87 | \$ 20,883.10 | (\$978.13) | (\$28.89) | \$920.34 | |
| REMSA | 16 | 18 | | | | 18.0 | 2 | \$4,032.88 | \$4,436.17 | \$4,746.16 | \$ 4,983.47 | \$ 5,220.78 | \$309.99 | \$547.30 | \$784.61 | |
| Reno, City of | 1115.5 | 987 | 203 | | 11 | 1,195.5 | 80 | \$281,167.47 | \$309,284.22 | \$315,224.10 | \$ 330,985.31 | \$ 346,746.52 | \$5,939.88 | \$21,701.09 | \$37,462.29 | |
| Reno-Sparks Indian Colony | 49 | 58 | | | | 58.0 | 9 | \$12,350.70 | \$13,585.77 | \$15,293.18 | \$ 16,057.84 | \$ 16,822.50 | \$1,707.41 | \$2,472.07 | \$3,236.73 | |
| Sparks, City of | 407 | 414 | | | | 414.0 | 7 | \$102,586.43 | \$112,845.07 | \$109,161.67 | \$ 114,619.76 | \$ 120,077.84 | (\$3,683.40) | \$1,774.68 | \$7,232.77 | |
| Truckee Meadows Fire Protection District | 300.5 | 302 | | | 14 | 309.0 | 9 | \$75,742.56 | \$83,316.82 | \$81,475.74 | \$ 85,549.53 | \$ 89,623.32 | (\$1,841.08) | \$2,232.71 | \$6,306.50 | |
| Truckee Meadows Water Authority | 46 | 54 | | | | 54.0 | 8 | \$11,594.53 | \$12,753.99 | \$14,238.48 | \$ 14,950.40 | \$ 15,662.33 | \$1,484.49 | \$2,196.41 | \$2,908.34 | |
| University of Nevada, Reno | 76 | 78 | | | | 78.0 | 2 | \$19,156.19 | \$21,071.81 | \$20,566.69 | \$ 21,595.03 | \$ 22,623.36 | (\$505.12) | \$523.22 | \$1,551.55 | |
| US Department of Veterans Affairs Police | 10 | 21 | | | | 21.0 | 11 | \$2,520.55 | \$2,772.61 | \$5,537.19 | \$ 5,814.05 | \$ 6,090.90 | \$2,764.58 | \$3,041.44 | \$3,318.30 | |
| Washoe County School District | 960.5 | 705 | 244 | | 5 | 951.5 | (9) | \$242,098.93 | \$266,308.82 | \$250,887.27 | \$ 263,431.64 | \$ 275,976.00 | (\$15,421.55) | (\$2,877.19) | \$9,667.18 | |
| Washoe County | 1210.5 | 1162 | 39 | | 12 | 1,207.0 | (4) | \$305,112.71 | \$335,623.98 | \$318,256.37 | \$ 334,169.19 | \$ 350,082.01 | (\$17,367.61) | (\$1,454.79) | \$14,458.03 | |
| Total | 6380 | 5,929.0 | 528.0 | | 73.0 | 6,493.5 | 114 | | | | | | | | | |
| | | | | | | | \$ 1,608,111.59 | \$1,768,922.75 | \$1,712,177.10 | \$1,797,785.96 | \$1,883,394.81 | (\$56,745.65) | \$ 28,863.21 | \$ 114,472.06 | | |
| | | | | | | | Cost Per Radio | \$252.06 | \$277.26 | \$263.68 | \$276.86 | \$290.04 | | | | |
| | | | | | | | | Current Cost | Cost per radio annually for FY1/22 | | | | | | | |

Budget worksheet 1



Budget Scenario 1
Washoe County Regional Communications System
Preliminary Operations Budget Proposal
Fiscal Year 2021 - 2022

| 2018-19 Actual | 2019-20 Actual | 2020-21 Planned | 2021-22 Proposed | Accounts | Change | Notes |
|-------------------|-------------------|-------------------|-------------------|----------------------------------|----------------|---|
| \$ (1,562,387.21) | \$ (1,589,262.09) | \$ (1,630,634.67) | \$ (1,676,177.10) | 433300 Local Govt-Oper Cost | \$ (45,542.43) | |
| \$ (1,562,387.21) | \$ (1,589,262.09) | \$ (1,630,634.67) | \$ (1,676,177.10) | * Intergovernmental | \$ (45,542.43) | |
| \$ (5,882.34) | \$ (10,058.01) | \$ (5,000.00) | \$ (5,000.00) | 481000 Interest-Pooled Inv. | \$ - | Overall Budget Increase. This is a 2.7% increase over the FY21 planned budget. |
| \$ (538.86) | \$ (2,449.98) | \$ - | \$ - | 482100 RGL Pooled Invest. | \$ - | |
| \$ (8,179.23) | \$ (14,405.84) | \$ - | \$ - | 482200 URGL Pooled Inv. | \$ - | |
| | | | | 485100 Reimbursements | \$ - | |
| \$ (14,600.43) | \$ (26,913.83) | \$ (5,000.00) | \$ (5,000.00) | * Miscellaneous | \$ - | |
| \$ (1,576,987.64) | \$ (1,616,175.92) | \$ (1,635,634.67) | \$ (1,681,177.10) | ** Revenue | \$ (45,542.43) | |
| \$ 360,464.12 | \$ 382,300.27 | \$ 393,562.86 | \$ 413,099.84 | 701110 Base Salaries | \$ 19,536.98 | Salaries & Benefits for 4 FTE positions and an intermittent intern, including the Regional Communications Coordinator, a Sr. Network Engineer and 2 Network Engineers |
| \$ 4,950.00 | \$ 5,650.00 | \$ 5,950.00 | \$ 6,150.00 | 701200 Incentive Longevity | \$ 200.00 | |
| | \$ 5,116.50 | \$ 14,027.00 | \$ 14,728.35 | 701130 Pooled Positions | \$ 701.35 | |
| \$ 3,585.58 | \$ 4,910.39 | \$ 5,000.00 | \$ 5,250.00 | 701300 Overtime | \$ 250.00 | |
| \$ - | \$ - | \$ 500.00 | \$ 500.00 | 701140 Holiday Work | \$ - | |
| \$ 32,226.25 | \$ 38,005.86 | \$ 33,000.00 | \$ 33,000.00 | 701406 Standby Pay | \$ - | |
| | \$ - | \$ - | \$ - | 701413 Vac Payout/Sick Pay-Term | \$ - | |
| \$ 1,026.95 | \$ 767.37 | \$ 6,500.00 | \$ 6,500.00 | 701408 Call Back | \$ - | |
| | \$ - | \$ - | \$ - | 701412 Salary adjustment | \$ - | |
| | \$ - | \$ - | \$ - | 701417 Comp Time | \$ - | |
| \$ 402,252.90 | \$ 436,750.39 | \$ 458,539.86 | \$ 479,228.19 | * Salaries and Wages | \$ 20,688.33 | Salary increases due to Cost of Living (COLA) increases and merit-based increases. |
| \$ 49,991.20 | \$ 52,993.01 | \$ 53,608.59 | \$ 47,770.53 | 705110 Group Insurance | \$ (5,838.06) | |
| \$ 7,192.36 | \$ 6,500.00 | \$ 6,500.00 | \$ 8,500.00 | 705115 ER HSA Contributions | \$ 2,000.00 | |
| \$ 42,682.23 | \$ 38,860.00 | \$ 38,834.00 | \$ 40,775.70 | 705190 OPEB Contribution | \$ 1,941.70 | |
| \$ 111,493.25 | \$ 124,356.57 | \$ 116,857.46 | \$ 122,630.57 | 705210 Retirement | \$ 5,773.11 | |
| \$ 5,425.78 | \$ 5,902.04 | \$ 5,366.00 | \$ 5,613.00 | 705230 Medicare April 1986 | \$ 247.00 | |
| \$ 3,636.89 | \$ 3,242.57 | \$ 3,319.65 | \$ 3,417.28 | 705320 Workmens Comp | \$ 97.63 | |
| | \$ - | \$ 1,608.26 | \$ 1,608.26 | 705240 Insurance Budget Incremer | \$ - | |
| | \$ - | \$ - | \$ - | 705360 Benefit adjustment | \$ - | |
| \$ 372.30 | \$ 330.83 | \$ 318.29 | \$ 318.24 | 705330 Unemploy Comp | \$ (0.05) | |
| \$ 220,794.01 | \$ 232,185.02 | \$ 226,412.25 | \$ 230,633.58 | * Employee Benefits | \$ 4,221.33 | Benefit increases due to increase in health insurance premium increase, retirement increase. |
| \$ 64,788.50 | \$ 25,655.50 | \$ 123,514.00 | \$ 165,000.00 | 710100 Professional Services | \$ 41,486.00 | |
| \$ 220.23 | \$ 259.79 | \$ 325.00 | \$ 325.00 | 710149 Invest Pool Alloc Ex | \$ - | |
| \$ 5,250.00 | \$ 9,030.00 | \$ 20,000.00 | \$ 20,000.00 | 710200 Service Contract | \$ - | |
| \$ 27,522.35 | \$ 139,998.05 | \$ 60,000.00 | \$ 60,000.00 | 710205 Repairs and Maintenance | \$ - | |
| \$ 121,090.25 | \$ 116,210.44 | \$ 115,000.00 | \$ 120,000.00 | 710210 Software Maintenance | \$ 5,000.00 | |
| | \$ 5,460.45 | \$ - | \$ 5,500.00 | 710212 Software Subscription | \$ 5,500.00 | |
| | \$ 656.22 | \$ - | \$ - | 710300 Operating Supplies | \$ - | |
| \$ 4,422.24 | \$ 2,670.53 | \$ 5,000.00 | \$ 5,000.00 | 710302 Small Tools & Allow | \$ - | |
| \$ 52,792.48 | \$ 41,153.37 | \$ 70,000.00 | \$ 62,000.00 | 710310 Parts and Supplies | \$ (8,000.00) | |
| | \$ 149.95 | \$ - | \$ - | 710334 Copy Mach-Lease Exp | \$ - | |
| \$ 3,969.92 | \$ 4,023.07 | \$ 500.00 | \$ 500.00 | 710350 Office Supplies | \$ - | |
| | \$ - | \$ 500.00 | \$ 500.00 | 710355 Books and Subscriptions | \$ - | |
| \$ 26.06 | \$ 22.69 | \$ 250.00 | \$ 250.00 | 710360 Postage | \$ - | |
| \$ 21.19 | \$ - | \$ 400.00 | \$ 400.00 | 710361 Express and Courier | \$ - | |
| | \$ - | \$ - | \$ - | 710400 Pmts to O Agencies | \$ - | |
| \$ 4,872.00 | \$ - | \$ - | \$ - | 710501 Radio Equipment Install | \$ - | |
| | \$ 801.50 | \$ - | \$ - | 710502 Printing | \$ - | |
| | \$ - | \$ - | \$ - | 710505 Rental Equipment | \$ - | |
| | \$ - | \$ 2,300.00 | \$ 2,300.00 | 710503 Licenses & Permits | \$ - | |
| \$ 150.00 | \$ - | \$ 900.00 | \$ 900.00 | 710506 Dept Insurance Deductible | \$ - | |
| \$ 4,944.93 | \$ 3,441.38 | \$ 2,500.00 | \$ 2,500.00 | 710507 Network and Data Lines | \$ - | |
| \$ 2,816.58 | \$ 2,792.22 | \$ 3,000.00 | \$ 3,000.00 | 710508 Telephone Land Lines | \$ - | |
| \$ 4,713.00 | \$ - | \$ 10,000.00 | \$ 4,000.00 | 710509 Seminars and Meetings | \$ (6,000.00) | |
| \$ - | \$ - | \$ 100.00 | \$ 100.00 | 710512 Auto Expense | \$ - | |
| \$ 5,897.63 | \$ 2,549.84 | \$ 5,200.00 | \$ 5,200.00 | 710519 Cellular Phone | \$ - | |
| \$ 92.00 | \$ 94.00 | \$ 500.00 | \$ 500.00 | 710529 Dues | \$ - | |
| | \$ - | \$ - | \$ - | 710552 Moving Costs | \$ - | |
| | \$ - | \$ - | \$ - | 710551 Cash Discounts Lost | \$ - | |
| \$ 119.91 | \$ - | \$ 500.00 | \$ 500.00 | 710571 Safety Expense | \$ - | |
| \$ 1,068.94 | \$ 1,272.30 | \$ 1,100.00 | \$ 1,100.00 | 710594 Insurance Premium | \$ - | |
| \$ 100,805.14 | \$ 218,366.57 | \$ 138,580.00 | \$ 149,612.55 | 710610 LT Lease-Land/Parking | \$ 11,032.55 | |
| \$ 56,998.39 | \$ 57,116.54 | \$ 59,000.00 | \$ 59,000.00 | 711010 Utilities | \$ - | |
| \$ - | \$ - | \$ 50.00 | \$ 50.00 | 711040 Natural Gas | \$ - | |
| \$ 11,286.00 | \$ 8,160.00 | \$ 9,240.00 | \$ 9,240.00 | 711100 ESD Asset Management | \$ - | |
| \$ 18,869.36 | \$ 18,924.48 | \$ 23,655.58 | \$ 23,655.58 | 711113 Equip Srv Replace | \$ - | |
| \$ 26,412.78 | \$ 17,776.24 | \$ 20,632.05 | \$ 20,632.05 | 711114 Equip Srv O & M | \$ - | |
| \$ 7,504.90 | \$ 8,102.46 | \$ 7,382.73 | \$ 8,000.00 | 711117 ESD Fuel Charge | \$ 617.27 | |
| \$ 3,520.00 | \$ 2,512.00 | \$ 2,512.00 | \$ 2,512.00 | 711119 Prop & Liab Billings | \$ - | |
| \$ 6,589.54 | \$ 3,109.73 | \$ 15,000.00 | \$ 6,000.00 | 711210 Travel | \$ (9,000.00) | |
| \$ 49,935.00 | \$ 38,821.00 | \$ 42,703.00 | \$ 44,838.15 | 711400 Overhead - General Fund | \$ 2,135.15 | |
| | \$ 3,691.29 | \$ - | \$ - | 711502 Build Imp nonCapital | \$ - | |
| \$ 83,073.16 | \$ 50,492.41 | \$ 142,138.20 | \$ 100,000.00 | 711504 Equipment nonCapital | \$ (42,138.20) | |
| \$ 1,051.98 | \$ - | \$ - | \$ - | 711507 Vehicles nonCapital | \$ - | |
| | \$ 7,131.97 | \$ 500.00 | \$ 500.00 | 711508 Computers nonCapital | \$ - | |
| \$ 1,113.40 | \$ 467.49 | \$ 2,700.00 | \$ 2,700.00 | 711509 Comp Sftw nonCap | \$ - | |
| | \$ 17,430.50 | \$ - | \$ - | 711510 Comm Eq nonCapital | \$ - | |
| \$ 671,937.86 | \$ 808,343.98 | \$ 885,682.56 | \$ 886,315.33 | * Services and Supplies | \$ 632.77 | |
| \$ 19,091.44 | \$ - | \$ - | \$ - | 781007 Vehcles Capital | \$ - | |
| | \$ 31,093.12 | \$ 60,000.00 | \$ 80,000.00 | 781004 Equipment Capital | \$ 20,000.00 | |
| \$ 19,091.44 | \$ 31,093.12 | \$ 60,000.00 | \$ 80,000.00 | * Capital Outlay | \$ 20,000.00 | |
| \$ 1,314,076.21 | \$ 1,508,372.51 | \$ 1,630,634.67 | \$ 1,676,177.10 | ** Expenses | \$ 45,542.43 | |


Increase for FY22 to complete 48V Power upgrade

Budget worksheet 2

Washoe County Regional Communication System Fiscal Year 2022 Preliminary Budget Worksheet - Agency Cost Allocation for Operations Maintenance

| Budget Scenario 1 Washoe County Regional Communications System Budget Comparison FY21 vs FY22 | Active Radio Count Comparison | | | | | Operations Contribution Comparison | | | | | FY21 to FY22 Differences | | | | |
|--|-------------------------------|----------------|--------------|-------------|----------------|------------------------------------|------------------------|---|----------------------------------|------------------------------------|----------------------------|----------------------------|---------------------------|----------------------------|--|
| | FY20/21 | FY21/22 | | | | Radio Count increase or decrease | FY20/21 | | FY21/22 | | | Operations Only Difference | Plus 5% to Infrastructure | Plus 10% to Infrastructure | |
| | | EDACS | P25 | BEON | Total | | Operations Finalized | FY21 Payment: 10% Infrastructure added to Ops | Proposed Operations Contribution | Plus 5% to Infrastructure | Plus 10% to Infrastructure | | | | |
| Nevada Air National Guard | 23 | 22 | | | 22.0 | (1) | \$5,797.27 | \$6,376.99 | \$5,678.89 | \$ 5,962.84 | \$ 6,246.78 | (\$698.10) | (\$414.16) | (\$130.21) | |
| Reno-Tahoe Airport Authority | 268 | 220 | 42 | 15 | 269.5 | 2 | \$67,550.77 | \$74,305.85 | \$69,566.45 | \$ 73,044.77 | \$ 76,523.09 | (\$4,739.40) | (\$1,261.08) | \$2,217.25 | |
| Drug Enforcement Administration | 16 | 23 | | | 23.0 | 7 | \$4,032.88 | \$4,436.17 | \$5,937.03 | \$ 6,233.88 | \$ 6,530.73 | \$1,500.86 | \$1,797.71 | \$2,094.56 | |
| Federal Bureau of Investigations | 22 | 24 | | | 24.0 | 2 | \$5,545.21 | \$6,099.73 | \$6,195.16 | \$ 6,504.91 | \$ 6,814.67 | \$95.42 | \$405.18 | \$714.94 | |
| Incline Village General Improvement District | 3 | 3 | | | 3.0 | 0 | \$756.17 | \$831.78 | \$774.39 | \$ 813.11 | \$ 851.83 | (\$57.39) | (\$18.67) | \$20.05 | |
| North Lake Tahoe Fire Protection District | 91 | 85 | | 16 | 93.0 | 2 | \$22,937.01 | \$25,230.72 | \$24,006.23 | \$ 25,206.54 | \$ 26,406.86 | (\$1,224.48) | (\$24.17) | \$1,176.14 | |
| Carson City Fire Department | 5 | 5 | | | 5.0 | 0 | \$1,260.28 | \$1,386.30 | \$1,290.66 | \$ 1,355.19 | \$ 1,419.72 | (\$95.65) | (\$31.11) | \$33.42 | |
| Nevada Shared Radio System | 1689 | 1676 | | | 1,676.0 | (13) | \$425,721.08 | \$468,293.19 | \$432,628.45 | \$ 454,259.87 | \$ 475,891.29 | (\$35,664.74) | (\$14,033.32) | \$7,598.11 | |
| Pyramid Lake Paiute Tribe | 72 | 72 | | | 72.0 | 0 | \$18,147.97 | \$19,962.76 | \$18,585.47 | \$ 19,514.74 | \$ 20,444.02 | (\$1,377.29) | (\$448.02) | \$481.25 | |
| REMSA | 16 | 18 | | | 18.0 | 2 | \$4,032.88 | \$4,436.17 | \$4,646.37 | \$ 4,878.69 | \$ 5,111.00 | \$210.20 | \$442.52 | \$674.83 | |
| Reno, City of | 1115.5 | 987 | 203 | 11 | 1,195.5 | 80 | \$281,167.47 | \$309,284.22 | \$308,596.25 | \$ 324,026.06 | \$ 339,455.87 | (\$687.97) | \$14,741.84 | \$30,171.65 | |
| Reno-Sparks Indian Colony | 49 | 58 | | | 58.0 | 9 | \$12,350.70 | \$13,585.77 | \$14,971.63 | \$ 15,720.21 | \$ 16,468.79 | \$1,385.86 | \$2,134.44 | \$2,883.02 | |
| Sparks, City of | 407 | 414 | | | 414.0 | 7 | \$102,586.43 | \$112,845.07 | \$106,866.45 | \$ 112,209.78 | \$ 117,553.10 | (\$5,978.62) | (\$635.30) | \$4,708.03 | |
| Truckee Meadows Fire Protection District | 300.5 | 302 | | 14 | 309.0 | 9 | \$75,742.56 | \$83,316.82 | \$79,762.64 | \$ 83,750.78 | \$ 87,738.91 | (\$3,554.17) | \$433.96 | \$4,422.09 | |
| Truckee Meadows Water Authority | 46 | 54 | | | 54.0 | 8 | \$11,594.53 | \$12,753.99 | \$13,939.10 | \$ 14,636.06 | \$ 15,333.01 | \$1,185.11 | \$1,882.07 | \$2,579.02 | |
| University of Nevada, Reno | 76 | 78 | | | 78.0 | 2 | \$19,156.19 | \$21,071.81 | \$20,134.26 | \$ 21,140.97 | \$ 22,147.69 | (\$937.55) | \$69.17 | \$1,075.88 | |
| US Department of Veterans Affairs Police | 10 | 21 | | | 21.0 | 11 | \$2,520.55 | \$2,772.61 | \$5,420.76 | \$ 5,691.80 | \$ 5,962.84 | \$2,648.16 | \$2,919.19 | \$3,190.23 | |
| Washoe County School District | 960.5 | 705 | 244 | 5 | 951.5 | (9) | \$242,098.93 | \$266,308.82 | \$245,612.15 | \$ 257,892.76 | \$ 270,173.37 | (\$20,696.67) | (\$8,416.06) | \$3,864.54 | |
| Washoe County | 1210.5 | 1162 | 39 | 12 | 1,207.0 | (4) | \$305,112.71 | \$335,623.98 | \$311,564.76 | \$ 327,143.00 | \$ 342,721.23 | (\$24,059.22) | (\$8,480.98) | \$7,097.26 | |
| Total | 6380 | 5,929.0 | 528.0 | 73.0 | 6,493.5 | 114 | \$ 1,608,111.59 | \$1,768,922.75 | \$1,676,177.10 | \$1,759,985.96 | \$1,843,794.81 | (\$92,745.65) | \$ (8,936.79) | \$ 74,872.06 | |
| | | | | | | | Cost Per Radio | \$252.06 | \$277.26 | \$258.13 | \$271.04 | \$283.94 | | | |
| | | | | | | | | Current Cost | | Cost per radio annually for FY1/22 | | | | | |

Budget worksheet 1


|  <div style="text-align: center;"> Budget Scenario 2 Washoe County Regional Communications System Preliminary Operations Budget Proposal Fiscal Year 2021 - 2022 </div> | | | | | | |
|--|-------------------|-------------------|-------------------|-----------------------------------|----------------|---|
| 2018-19 Actual | 2019-20 Actual | 2020-21 Planned | 2021-22 Proposed | Accounts | Change | Notes |
| \$ (1,562,387.21) | \$ (1,589,262.09) | \$ (1,630,634.67) | \$ (1,634,677.10) | 433300 Local Govt-Oper Cost | \$ (4,042.43) | Overall Budget Increase. This is a 0.2% increase over the FY21 planned budget. |
| \$ (1,562,387.21) | \$ (1,589,262.09) | \$ (1,630,634.67) | \$ (1,634,677.10) | * Intergovernmental | \$ (4,042.43) | |
| \$ (5,882.34) | \$ (10,058.01) | \$ (5,000.00) | \$ (5,000.00) | 481000 Interest-Pooled Inv. | \$ - | |
| \$ (538.86) | \$ (2,449.98) | \$ - | \$ - | 482100 RGL Pooled Invest. | \$ - | |
| \$ (8,179.23) | \$ (14,405.84) | \$ - | \$ - | 482200 URGL Pooled Inv. | \$ - | |
| | | | | 485100 Reimbursements | \$ - | |
| \$ (14,600.43) | \$ (26,913.83) | \$ (5,000.00) | \$ (5,000.00) | * Miscellaneous | \$ - | |
| \$ (1,576,987.64) | \$ (1,616,175.92) | \$ (1,635,634.67) | \$ (1,639,677.10) | ** Revenue | \$ (4,042.43) | |
| \$ 360,464.12 | \$ 382,300.27 | \$ 393,562.86 | \$ 413,099.84 | 701110 Base Salaries | \$ 19,536.98 | Salaries & Benefits for 4 FTE positions and an intermittent intern, including the Regional Communications Coordinator, a Sr. Network Engineer and 2 Network Engineers |
| \$ 4,950.00 | \$ 5,650.00 | \$ 5,950.00 | \$ 6,150.00 | 701200 Incentive Longevity | \$ 200.00 | |
| | \$ 5,116.50 | \$ 14,027.00 | \$ 14,728.35 | 701130 Pooled Positions | \$ 701.35 | |
| \$ 3,585.58 | \$ 4,910.39 | \$ 5,000.00 | \$ 5,250.00 | 701300 Overtime | \$ 250.00 | |
| \$ - | \$ - | \$ 500.00 | \$ 500.00 | 701140 Holiday Work | \$ - | |
| \$ 32,226.25 | \$ 38,005.86 | \$ 33,000.00 | \$ 33,000.00 | 701406 Standby Pay | \$ - | |
| | \$ - | \$ - | \$ - | 701413 Vac Payout/Sick Pay-Term | \$ - | |
| \$ 1,026.95 | \$ 767.37 | \$ 6,500.00 | \$ 6,500.00 | 701408 Call Back | \$ - | |
| | \$ - | \$ - | \$ - | 701412 Salary adjustment | \$ - | |
| | \$ - | \$ - | \$ - | 701417 Comp Time | \$ - | |
| \$ 402,252.90 | \$ 436,750.39 | \$ 458,539.86 | \$ 479,228.19 | * Salaries and Wages | \$ 20,688.33 | Salary increases due to Cost of Living (COLA) increases and merit-based increases. |
| \$ 49,991.20 | \$ 52,993.01 | \$ 53,608.59 | \$ 47,770.53 | 705110 Group Insurance | \$ (5,838.06) | Benefit increases due to increase in health insurance premium increase, retirement increase. |
| \$ 7,192.36 | \$ 6,500.00 | \$ 6,500.00 | \$ 8,500.00 | 705115 ER HSA Contributions | \$ 2,000.00 | |
| \$ 42,682.23 | \$ 38,860.00 | \$ 38,834.00 | \$ 40,775.70 | 705190 OPEB Contribution | \$ 1,941.70 | |
| \$ 111,493.25 | \$ 124,356.57 | \$ 116,857.46 | \$ 122,630.57 | 705210 Retirement | \$ 5,773.11 | |
| \$ 5,425.78 | \$ 5,902.04 | \$ 5,366.00 | \$ 5,613.00 | 705230 Medicare April 1986 | \$ 247.00 | |
| \$ 3,636.89 | \$ 3,242.57 | \$ 3,319.65 | \$ 3,417.28 | 705320 Workmens Comp | \$ 97.63 | |
| | \$ - | \$ 1,608.26 | \$ 1,608.26 | 705240 Insurance Budget Increment | \$ - | |
| | \$ - | \$ - | \$ - | 705360 Benefit adjustment | \$ - | |
| \$ 372.30 | \$ 330.83 | \$ 318.29 | \$ 318.24 | 705330 Unemploy Comp | \$ (0.05) | |
| \$ 220,794.01 | \$ 232,185.02 | \$ 226,412.25 | \$ 230,633.58 | * Employee Benefits | \$ 4,221.33 | |
| | | | | | | Technical support: site and simulcast alignment; planning support; legal support; NSRS Project Management |
| \$ 64,788.50 | \$ 25,655.50 | \$ 123,514.00 | \$ 160,000.00 | 710100 Professional Services | \$ 36,486.00 | |
| \$ 220.23 | \$ 259.79 | \$ 325.00 | \$ 325.00 | 710149 Invest Pool Alloc Ex | \$ - | |
| \$ 5,250.00 | \$ 9,030.00 | \$ 20,000.00 | \$ 20,000.00 | 710200 Service Contract | \$ - | Regualr service for generators and security systems |
| \$ 27,522.35 | \$ 139,998.05 | \$ 60,000.00 | \$ 55,000.00 | 710205 Repairs and Maintenance | \$ (5,000.00) | Tower inspections and repairs; A/C maintenance |
| \$ 121,090.25 | \$ 116,210.44 | \$ 115,000.00 | \$ 120,000.00 | 710210 Software Maintenance | \$ 5,000.00 | EDACS & VIDA Core software maintenance & Priority Software support |
| | \$ 5,460.45 | \$ - | \$ 5,500.00 | 710212 Software Subscription | \$ 5,500.00 | Asset Management Software |
| | \$ 656.22 | \$ - | \$ - | 710300 Operating Supplies | \$ - | |
| \$ 4,422.24 | \$ 2,670.53 | \$ 5,000.00 | \$ 5,000.00 | 710302 Small Tools & Allow | \$ - | |
| \$ 52,792.48 | \$ 41,153.37 | \$ 70,000.00 | \$ 55,000.00 | 710310 Parts and Supplies | \$ (15,000.00) | Various |
| | \$ 149.95 | \$ - | \$ - | 710334 Copy Mach-Lease Exp | \$ - | |
| \$ 3,969.92 | \$ 4,023.07 | \$ 500.00 | \$ 500.00 | 710350 Office Supplies | \$ - | |
| | \$ - | \$ 500.00 | \$ 500.00 | 710355 Books and Subscriptions | \$ - | |
| \$ 26.06 | \$ 22.69 | \$ 250.00 | \$ 250.00 | 710360 Postage | \$ - | |
| \$ 21.19 | \$ - | \$ 400.00 | \$ 400.00 | 710361 Express and Courier | \$ - | |
| | \$ - | \$ - | \$ - | 710400 Pmts to O Agencies | \$ - | |
| \$ 4,872.00 | \$ - | \$ - | \$ - | 710501 Radio Equipment Install | \$ - | |
| | \$ 801.50 | \$ - | \$ - | 710502 Printing | \$ - | |
| | \$ - | \$ - | \$ - | 710505 Rental Equipment | \$ - | |
| | \$ - | \$ 2,300.00 | \$ 2,300.00 | 710503 Licenses & Permits | \$ - | |
| \$ 150.00 | \$ - | \$ 900.00 | \$ 900.00 | 710506 Dept Insurance Deductible | \$ - | |
| \$ 4,944.93 | \$ 3,441.38 | \$ 2,500.00 | \$ 2,500.00 | 710507 Network and Data Lines | \$ - | System/Site network services |
| \$ 2,816.58 | \$ 2,792.22 | \$ 3,000.00 | \$ 3,000.00 | 710508 Telephone Land Lines | \$ - | System/Site Telecom services |
| \$ 4,713.00 | \$ - | \$ 10,000.00 | \$ 3,000.00 | 710509 Seminars and Meetings | \$ (7,000.00) | Conference/training registration fees reduced for FY22 |
| \$ - | \$ - | \$ 100.00 | \$ 100.00 | 710512 Auto Expense | \$ - | |
| \$ 5,897.63 | \$ 2,549.84 | \$ 5,200.00 | \$ 2,700.00 | 710519 Cellular Phone | \$ (2,500.00) | |
| \$ 92.00 | \$ 94.00 | \$ 500.00 | \$ 500.00 | 710529 Dues | \$ - | |
| | \$ - | \$ - | \$ - | 710552 Moving Costs | \$ - | |
| | \$ - | \$ - | \$ - | 710551 Cash Discounts Lost | \$ - | |
| \$ 119.91 | \$ - | \$ 500.00 | \$ 500.00 | 710571 Safety Expense | \$ - | |
| \$ 1,068.94 | \$ 1,272.30 | \$ 1,100.00 | \$ 1,100.00 | 710594 Insurance Premium | \$ - | |
| \$ 100,805.14 | \$ 218,366.57 | \$ 138,580.00 | \$ 149,612.55 | 710610 LT Lease-Land/Parking | \$ 11,032.55 | Site lease fees |
| \$ 56,998.39 | \$ 57,116.54 | \$ 59,000.00 | \$ 59,000.00 | 711010 Utilities | \$ - | Site Electricity |
| \$ - | \$ - | \$ 50.00 | \$ 50.00 | 711040 Natural Gas | \$ - | |
| \$ 11,286.00 | \$ 8,160.00 | \$ 9,240.00 | \$ 9,240.00 | 711100 ESD Asset Management | \$ - | Administrative Services for Vehicles and equipment |
| \$ 18,869.36 | \$ 18,924.48 | \$ 23,655.58 | \$ 23,655.58 | 711113 Equip Srv Replace | \$ - | Vehicle replacement fees |
| \$ 26,412.78 | \$ 17,776.24 | \$ 20,632.05 | \$ 20,632.05 | 711114 Equip Srv O & M | \$ - | Vehicle maintenance a repair |
| \$ 7,504.90 | \$ 8,102.46 | \$ 7,382.73 | \$ 8,000.00 | 711117 ESD Fuel Charge | \$ 617.27 | |
| \$ 3,520.00 | \$ 2,512.00 | \$ 2,512.00 | \$ 2,512.00 | 711119 Prop & Liab Billings | \$ - | |
| \$ 6,589.54 | \$ 3,109.73 | \$ 15,000.00 | \$ 5,000.00 | 711210 Travel | \$ (10,000.00) | Travel for conference and training reduced for FY22 |
| \$ 49,935.00 | \$ 38,821.00 | \$ 42,703.00 | \$ 44,838.15 | 711400 Overhead - General Fund | \$ 2,135.15 | County Building use and maintenance; Human Resources; Tech Services, etc. |
| | \$ 3,691.29 | \$ - | \$ - | 711502 Build Imp nonCapital | \$ - | |
| \$ 83,073.16 | \$ 50,492.41 | \$ 142,138.20 | \$ 100,000.00 | 711504 Equipment nonCapital | \$ (42,138.20) | Shifted to Equipment Capital |
| \$ 1,051.98 | \$ - | \$ - | \$ - | 711507 Vehcles nonCapital | \$ - | |
| | \$ 7,131.97 | \$ 500.00 | \$ 500.00 | 711508 Computers nonCapital | \$ - | |
| \$ 1,113.40 | \$ 467.49 | \$ 2,700.00 | \$ 2,700.00 | 711509 Comp Sftw nonCap | \$ - | |
| | \$ 17,430.50 | \$ - | \$ - | 711510 Comm Eq nonCapital | \$ - | |
| \$ 671,937.86 | \$ 808,343.98 | \$ 885,682.56 | \$ 864,815.33 | * Services and Supplies | \$ (20,867.23) | |
| \$ 19,091.44 | \$ - | \$ - | \$ - | 781007 Vehcles Capital | \$ - | |
| | \$ 31,093.12 | \$ 60,000.00 | \$ 60,000.00 | 781004 Equipment Capital | \$ - | |
| \$ 19,091.44 | \$ 31,093.12 | \$ 60,000.00 | \$ 60,000.00 | * Capital Outlay | \$ - | |
| \$ 1,314,076.21 | \$ 1,508,372.51 | \$ 1,630,634.67 | \$ 1,634,677.10 | ** Expenses | \$ 4,042.43 | |

Budget worksheet 2

Washoe County Regional Communication System Fiscal Year 2022 Preliminary Budget Worksheet - Agency Cost Allocation for Operations Maintenance

| Budget Scenario 2 Washoe County Regional Communications System Budget Comparison FY21 vs FY22 | Active Radio Count Comparison | | | | | | Operations Contribution Comparison | | | | | FY21 to FY22 Differences | | |
|--|-------------------------------|----------------|--------------|------|-------------|----------------------------------|------------------------------------|---|----------------------------------|------------------------------------|----------------------------|----------------------------|---------------------------|----------------------------|
| | FY20/21 | FY21/22 | | | | Radio Count increase or decrease | FY20/21 | | FY21/22 | | | Operations Only Difference | Plus 5% to Infrastructure | Plus 10% to Infrastructure |
| | | EDACS | P25 | BEON | Total | | Operations Finalized | FY21 Payment: 10% Infrastructure added to Ops | Proposed Operations Contribution | Plus 5% to Infrastructure | Plus 10% to Infrastructure | | | |
| | | | | | | | | | | | | | | |
| Nevada Air National Guard | 23 | 22 | | | 22.0 | (1) | \$5,797.27 | \$6,376.99 | \$5,538.29 | \$ 5,815.21 | \$ 6,092.12 | (\$838.70) | (\$561.79) | (\$284.87) |
| Reno-Tahoe Airport Authority | 268 | 220 | 42 | | 269.5 | 2 | \$67,550.77 | \$74,305.85 | \$67,844.07 | \$ 71,236.28 | \$ 74,628.48 | (\$6,461.77) | (\$3,069.57) | \$322.63 |
| Drug Enforcement Administration | 16 | 23 | | | 23.0 | 7 | \$4,032.88 | \$4,436.17 | \$5,790.03 | \$ 6,079.53 | \$ 6,369.04 | \$1,353.86 | \$1,643.36 | \$1,932.87 |
| Federal Bureau of Investigations | 22 | 24 | | | 24.0 | 2 | \$5,545.21 | \$6,099.73 | \$6,041.77 | \$ 6,343.86 | \$ 6,645.95 | (\$57.96) | \$244.13 | \$546.22 |
| Incline Village General Improvement District | 3 | 3 | | | 3.0 | 0 | \$756.17 | \$831.78 | \$755.22 | \$ 792.98 | \$ 830.74 | (\$76.56) | (\$38.80) | (\$1.04) |
| North Lake Tahoe Fire Protection District | 91 | 85 | | 16 | 93.0 | 2 | \$22,937.01 | \$25,230.72 | \$23,411.87 | \$ 24,582.46 | \$ 25,753.06 | (\$1,818.85) | (\$648.25) | \$522.34 |
| Carson City Fire Department | 5 | 5 | | | 5.0 | 0 | \$1,260.28 | \$1,386.30 | \$1,258.70 | \$ 1,321.64 | \$ 1,384.57 | (\$127.60) | (\$64.67) | (\$1.73) |
| Nevada Shared Radio System | 1689 | 1676 | | | 1,676.0 | (13) | \$425,721.08 | \$468,293.19 | \$421,917.12 | \$ 443,012.98 | \$ 464,108.83 | (\$46,376.07) | (\$25,280.21) | (\$4,184.35) |
| Pyramid Lake Paiute Tribe | 72 | 72 | | | 72.0 | 0 | \$18,147.97 | \$19,962.76 | \$18,125.32 | \$ 19,031.58 | \$ 19,937.85 | (\$1,837.45) | (\$931.18) | (\$24.91) |
| REMSA | 16 | 18 | | | 18.0 | 2 | \$4,032.88 | \$4,436.17 | \$4,531.33 | \$ 4,757.90 | \$ 4,984.46 | \$95.16 | \$321.73 | \$548.29 |
| Reno, City of | 1115.5 | 987 | 203 | | 1,195.5 | 80 | \$281,167.47 | \$309,284.22 | \$300,955.80 | \$ 316,003.59 | \$ 331,051.38 | (\$8,328.42) | \$6,719.37 | \$21,767.16 |
| Reno-Sparks Indian Colony | 49 | 58 | | | 58.0 | 9 | \$12,350.70 | \$13,585.77 | \$14,600.95 | \$ 15,331.00 | \$ 16,061.05 | \$1,015.18 | \$1,745.23 | \$2,475.28 |
| Sparks, City of | 407 | 414 | | | 414.0 | 7 | \$102,586.43 | \$112,845.07 | \$104,220.58 | \$ 109,431.61 | \$ 114,642.64 | (\$8,624.49) | (\$3,413.47) | \$1,797.56 |
| Truckee Meadows Fire Protection District | 300.5 | 302 | | 14 | 309.0 | 9 | \$75,742.56 | \$83,316.82 | \$77,787.82 | \$ 81,677.21 | \$ 85,566.60 | (\$5,528.99) | (\$1,639.60) | \$2,249.79 |
| Truckee Meadows Water Authority | 46 | 54 | | | 54.0 | 8 | \$11,594.53 | \$12,753.99 | \$13,593.99 | \$ 14,273.69 | \$ 14,953.39 | \$840.00 | \$1,519.70 | \$2,199.40 |
| University of Nevada, Reno | 76 | 78 | | | 78.0 | 2 | \$19,156.19 | \$21,071.81 | \$19,635.76 | \$ 20,617.55 | \$ 21,599.34 | (\$1,436.05) | (\$454.26) | \$527.53 |
| US Department of Veterans Affairs Police | 10 | 21 | | | 21.0 | 11 | \$2,520.55 | \$2,772.61 | \$5,286.55 | \$ 5,550.88 | \$ 5,815.21 | \$2,513.94 | \$2,778.27 | \$3,042.60 |
| Washoe County School District | 960.5 | 705 | 244 | | 951.5 | (9) | \$242,098.93 | \$266,308.82 | \$239,531.11 | \$ 251,507.67 | \$ 263,484.22 | (\$26,777.71) | (\$14,801.16) | (\$2,824.60) |
| Washoe County | 1210.5 | 1162 | 39 | | 1,207.0 | (4) | \$305,112.71 | \$335,623.98 | \$303,850.81 | \$ 319,043.35 | \$ 334,235.90 | (\$31,773.17) | (\$16,580.62) | (\$1,388.08) |
| Total | 6380 | 5,929.0 | 528.0 | | 73.0 | 6,493.5 | | | | | | | | |
| | | | | | | | \$ 1,608,111.59 | \$1,768,922.75 | \$1,634,677.10 | \$1,716,410.96 | \$1,798,144.81 | (\$134,245.65) | \$ (52,511.79) | \$ 29,222.06 |
| | | | | | | | Cost Per Radio | \$252.06 | \$277.26 | \$251.74 | \$264.33 | \$276.91 | | |
| | | | | | | | | Current Cost | | Cost per radio annually for FY1/22 | | | | |

Budget worksheet 1


|  <p style="text-align: center;">Flat Budget Scenario Washoe County Regional Communications System Preliminary Operations Budget Proposal Fiscal Year 2021 - 2022</p> | | | | | | |
|--|-------------------|-------------------|-------------------|----------------------------------|----------------|---|
| 2018-19 Actual | 2019-20 Actual | 2020-21 Planned | 2021-22 Proposed | Accounts | Change | Notes |
| \$ (1,562,387.21) | \$ (1,589,262.09) | \$ (1,630,634.67) | \$ (1,608,355.10) | 433300 Local Govt-Oper Cost | \$ 22,279.57 | This budget's bottom line is the same as the adopted FY21 budget. |
| \$ (1,562,387.21) | \$ (1,589,262.09) | \$ (1,630,634.67) | \$ (1,608,355.10) | * Intergovernmental | \$ 22,279.57 | |
| \$ (5,882.34) | \$ (10,058.01) | \$ (5,000.00) | \$ (5,000.00) | 481000 Interest-Pooled Inv. | \$ - | |
| \$ (538.86) | \$ (2,449.98) | \$ - | \$ - | 482100 RGL Pooled Invest. | \$ - | |
| \$ (8,179.23) | \$ (14,405.84) | \$ - | \$ - | 482200 URGL Pooled Inv. | \$ - | |
| \$ (14,600.43) | \$ (26,913.83) | \$ (5,000.00) | \$ (5,000.00) | 485100 Reimbursements | \$ - | |
| \$ (1,576,987.64) | \$ (1,616,175.92) | \$ (1,635,634.67) | \$ (1,613,355.10) | * Miscellaneous | \$ - | |
| \$ 360,464.12 | \$ 382,300.27 | \$ 393,562.86 | \$ 413,099.84 | ** Revenue | \$ 22,279.57 | |
| \$ 4,950.00 | \$ 5,650.00 | \$ 5,950.00 | \$ 6,150.00 | 701110 Base Salaries | \$ 19,536.98 | Salaries & Benefits for 4 FTE positions and an intermittent intern, including the Regional Communications Coordinator, a Sr. Network Engineer and 2 Network Engineers |
| \$ - | \$ 5,116.50 | \$ 14,027.00 | \$ 14,728.35 | 701200 Incentive Longevity | \$ 200.00 | |
| \$ 3,585.58 | \$ 4,910.39 | \$ 5,000.00 | \$ 5,250.00 | 701130 Pooled Positions | \$ 701.35 | |
| \$ - | \$ - | \$ 500.00 | \$ 500.00 | 701300 Overtime | \$ 250.00 | |
| \$ - | \$ - | \$ 500.00 | \$ 500.00 | 701140 Holiday Work | \$ - | |
| \$ 32,226.25 | \$ 38,005.86 | \$ 33,000.00 | \$ 33,000.00 | 701406 Standby Pay | \$ - | |
| \$ - | \$ - | \$ - | \$ - | 701413 Vac Payout/Sick Pay-Term | \$ - | |
| \$ 1,026.95 | \$ 767.37 | \$ 6,500.00 | \$ 6,500.00 | 701408 Call Back | \$ - | |
| \$ - | \$ - | \$ - | \$ - | 701412 Salary adjustment | \$ - | |
| \$ - | \$ - | \$ - | \$ - | 701417 Comp Time | \$ - | |
| \$ 402,252.90 | \$ 436,750.39 | \$ 458,539.86 | \$ 479,228.19 | * Salaries and Wages | \$ 20,688.33 | Salary increases due to Cost of Living (COLA) increases and merit-based increases. |
| \$ 49,991.20 | \$ 52,993.01 | \$ 53,608.59 | \$ 47,770.53 | 705110 Group Insurance | \$ (5,838.06) | Benefit increases due to increase in health insurance premium increase, retirement increase. |
| \$ 7,192.36 | \$ 6,500.00 | \$ 6,500.00 | \$ 8,500.00 | 705115 ER HSA Contributions | \$ 2,000.00 | |
| \$ 42,682.23 | \$ 38,860.00 | \$ 38,834.00 | \$ 40,775.70 | 705190 OPEB Contribution | \$ 1,941.70 | |
| \$ 111,493.25 | \$ 124,356.57 | \$ 116,857.46 | \$ 122,630.57 | 705210 Retirement | \$ 5,773.11 | |
| \$ 5,425.78 | \$ 5,902.04 | \$ 5,366.00 | \$ 5,613.00 | 705230 Medicare April 1986 | \$ 247.00 | |
| \$ 3,636.89 | \$ 3,242.57 | \$ 3,319.65 | \$ 3,417.28 | 705320 Workmens Comp | \$ 97.63 | |
| \$ - | \$ - | \$ 1,608.26 | \$ 1,608.26 | 705240 Insurance Budget Incremen | \$ - | |
| \$ - | \$ - | \$ - | \$ - | 705360 Benefit adjustment | \$ - | |
| \$ 372.30 | \$ 330.83 | \$ 318.29 | \$ 318.24 | 705330 Unemploy Comp | \$ (0.05) | |
| \$ 220,794.01 | \$ 232,185.02 | \$ 226,412.25 | \$ 230,633.58 | * Employee Benefits | \$ 4,221.33 | |
| \$ 64,788.50 | \$ 25,655.50 | \$ 123,514.00 | \$ 154,000.00 | 710100 Professional Services | \$ 30,486.00 | Technical support: site and simulcast alignment; planning support; legal support; NSRS Project Management |
| \$ 220.23 | \$ 259.79 | \$ 325.00 | \$ 325.00 | 710149 Invest Pool Alloc Ex | \$ - | |
| \$ 5,250.00 | \$ 9,030.00 | \$ 20,000.00 | \$ 20,000.00 | 710200 Service Contract | \$ - | Regualr service for generators and security systems |
| \$ 27,522.35 | \$ 139,998.05 | \$ 60,000.00 | \$ 50,000.00 | 710205 Repairs and Maintenance | \$ (10,000.00) | Tower inspections and repairs; A/C maintenance |
| \$ 121,090.25 | \$ 116,210.44 | \$ 115,000.00 | \$ 120,000.00 | 710210 Software Maintenance | \$ 5,000.00 | EDACS & VIDA Core software maintenance & Priority Software support |
| \$ - | \$ 5,460.45 | \$ - | \$ - | 710212 Software Subscription | \$ - | Asset Management Software |
| \$ - | \$ 656.22 | \$ - | \$ - | 710300 Operating Supplies | \$ - | |
| \$ 4,422.24 | \$ 2,670.53 | \$ 5,000.00 | \$ 5,000.00 | 710302 Small Tools & Allow | \$ - | |
| \$ 52,792.48 | \$ 41,153.37 | \$ 70,000.00 | \$ 60,000.00 | 710310 Parts and Supplies | \$ (10,000.00) | Various |
| \$ - | \$ 149.95 | \$ - | \$ - | 710334 Copy Mach-Lease Exp | \$ - | |
| \$ 3,969.92 | \$ 4,023.07 | \$ 500.00 | \$ 500.00 | 710350 Office Supplies | \$ - | |
| \$ - | \$ - | \$ 500.00 | \$ 500.00 | 710355 Books and Subscriptions | \$ - | |
| \$ 26.06 | \$ 22.69 | \$ 250.00 | \$ 250.00 | 710360 Postage | \$ - | |
| \$ 21.19 | \$ - | \$ 400.00 | \$ 400.00 | 710361 Express and Courier | \$ - | |
| \$ - | \$ - | \$ - | \$ - | 710400 Pmts to O Agencies | \$ - | |
| \$ 4,872.00 | \$ - | \$ - | \$ - | 710501 Radio Equipment Install | \$ - | |
| \$ - | \$ 801.50 | \$ - | \$ - | 710502 Printing | \$ - | |
| \$ - | \$ - | \$ - | \$ - | 710505 Rental Equipment | \$ - | |
| \$ - | \$ - | \$ 2,300.00 | \$ 2,300.00 | 710503 Licenses & Permits | \$ - | |
| \$ 150.00 | \$ - | \$ 900.00 | \$ 900.00 | 710506 Dept Insurance Deductible | \$ - | |
| \$ 4,944.93 | \$ 3,441.38 | \$ 2,500.00 | \$ 2,500.00 | 710507 Network and Data Lines | \$ - | System/Site network services |
| \$ 2,816.58 | \$ 2,792.22 | \$ 3,000.00 | \$ 3,000.00 | 710508 Telephone Land Lines | \$ - | System/Site Telecom services |
| \$ 4,713.00 | \$ - | \$ 10,000.00 | \$ - | 710509 Seminars and Meetings | \$ (10,000.00) | |
| \$ - | \$ - | \$ 100.00 | \$ 100.00 | 710512 Auto Expense | \$ - | |
| \$ 5,897.63 | \$ 2,549.84 | \$ 5,200.00 | \$ 5,200.00 | 710519 Cellular Phone | \$ - | |
| \$ 92.00 | \$ 94.00 | \$ 500.00 | \$ 500.00 | 710529 Dues | \$ - | |
| \$ - | \$ - | \$ - | \$ - | 710552 Moving Costs | \$ - | |
| \$ - | \$ - | \$ - | \$ - | 710551 Cash Discounts Lost | \$ - | |
| \$ 119.91 | \$ - | \$ 500.00 | \$ 500.00 | 710571 Safety Expense | \$ - | |
| \$ 1,068.94 | \$ 1,272.30 | \$ 1,100.00 | \$ 1,100.00 | 710594 Insurance Premium | \$ - | |
| \$ 100,805.14 | \$ 218,366.57 | \$ 138,580.00 | \$ 149,612.55 | 710610 LT Lease-Land/Parking | \$ 11,032.55 | Site lease fees |
| \$ 56,998.39 | \$ 57,116.54 | \$ 59,000.00 | \$ 59,000.00 | 711010 Utilities | \$ - | Site Electricity |
| \$ - | \$ - | \$ 50.00 | \$ 50.00 | 711040 Natural Gas | \$ - | |
| \$ 11,286.00 | \$ 8,160.00 | \$ 9,240.00 | \$ 9,240.00 | 711100 ESD Asset Management | \$ - | Administrative Services for Vehicles and equipment |
| \$ 18,869.36 | \$ 18,924.48 | \$ 23,655.58 | \$ 23,655.58 | 711113 Equip Srv Replace | \$ - | Vehicle replacement fees |
| \$ 26,412.78 | \$ 17,776.24 | \$ 20,632.05 | \$ 20,632.05 | 711114 Equip Srv O & M | \$ - | Vehicle maintenance a repair |
| \$ 7,504.90 | \$ 8,102.46 | \$ 7,382.73 | \$ 8,000.00 | 711117 ESD Fuel Charge | \$ 617.27 | |
| \$ 3,520.00 | \$ 2,512.00 | \$ 2,512.00 | \$ 2,512.00 | 711119 Prop & Liab Billings | \$ - | |
| \$ 6,589.54 | \$ 3,109.73 | \$ 15,000.00 | \$ - | 711210 Travel | \$ (15,000.00) | |
| \$ 49,935.00 | \$ 38,821.00 | \$ 42,703.00 | \$ 44,838.15 | 711400 Overhead - General Fund | \$ 2,135.15 | County Building use and maintenance; Human Resources; Tech Services, etc. |
| \$ - | \$ 3,691.29 | \$ - | \$ - | 711502 Build Imp nonCapital | \$ - | |
| \$ 83,073.16 | \$ 50,492.41 | \$ 142,138.20 | \$ 90,678.00 | 711504 Equipment nonCapital | \$ (51,460.20) | |
| \$ 1,051.98 | \$ - | \$ - | \$ - | 711507 Vehicles nonCapital | \$ - | |
| \$ - | \$ 7,131.97 | \$ 500.00 | \$ 500.00 | 711508 Computers nonCapital | \$ - | |
| \$ 1,113.40 | \$ 467.49 | \$ 2,700.00 | \$ 2,700.00 | 711509 Comp Sftw nonCap | \$ - | |
| \$ - | \$ 17,430.50 | \$ - | \$ - | 711510 Comm Eq nonCapital | \$ - | |
| \$ 671,937.86 | \$ 808,343.98 | \$ 885,682.56 | \$ 838,493.33 | * Services and Supplies | \$ (47,189.23) | |
| \$ 19,091.44 | \$ - | \$ - | \$ - | 781007 Vehicles Capital | \$ - | |
| \$ - | \$ 31,093.12 | \$ 60,000.00 | \$ 60,000.00 | 781004 Equipment Capital | \$ - | |
| \$ 19,091.44 | \$ 31,093.12 | \$ 60,000.00 | \$ 60,000.00 | * Capital Outlay | \$ - | |
| \$ 1,314,076.21 | \$ 1,508,372.51 | \$ 1,630,634.67 | \$ 1,608,355.10 | ** Expenses | \$ (22,279.57) | |

Budget worksheet 2

Washoe County Regional Communication System Fiscal Year 2022 Preliminary Budget Worksheet - Agency Cost Allocation for Operations Maintenance

| Flat Budget FY22 Washoe County Regional Communications System Budget Comparison FY21 vs FY22 | Active Radio Count Comparison | | | | | Operations Contribution Comparison | | | | | FY21 to FY22 Differences | | | | |
|--|-------------------------------|----------------|--------------|------|-------------|--|-------------------------|--|-------------------------------------|------------------------------|-------------------------------|-------------------------------|------------------------------|-------------------------------|--|
| | FY20/21 | FY21/22 | | | | Radio Count increase or decrease | FY20/21 | | FY21/22 | | | Operations Only Difference | Plus 5% to Infrastructure | Plus 10% to Infrastructure | |
| | | EDACS | P25 | BEON | Total | | Operations Finalized | FY21 Payment: 10% Infrastructure added to Ops | Proposed Operations Contribution | Plus 5% to Infrastructure | Plus 10% to Infrastructure | | | | |
| Nevada Air National Guard | 23 | 22 | | | 22.0 | (1) | \$5,797.27 | \$6,376.99 | \$5,449.11 | \$ 5,721.57 | \$ 5,994.02 | (\$927.88) | (\$655.43) | (\$382.97) | |
| Reno-Tahoe Airport Authority | 268 | 220 | 42 | | 15 | 2 | \$67,550.77 | \$74,305.85 | \$66,751.63 | \$ 70,089.21 | \$ 73,426.79 | (\$7,554.22) | (\$4,216.64) | (\$879.05) | |
| Drug Enforcement Administration | 16 | 23 | | | | 7 | \$4,032.88 | \$4,436.17 | \$5,696.80 | \$ 5,981.64 | \$ 6,266.48 | \$1,260.63 | \$1,545.47 | \$1,830.31 | |
| Federal Bureau of Investigations | 22 | 24 | | | | 2 | \$5,545.21 | \$6,099.73 | \$5,944.49 | \$ 6,241.71 | \$ 6,538.94 | (\$155.25) | \$141.98 | \$439.20 | |
| Incline Village General Improvement District | 3 | 3 | | | | 0 | \$756.17 | \$831.78 | \$743.06 | \$ 780.21 | \$ 817.37 | (\$88.72) | (\$51.57) | (\$14.41) | |
| North Lake Tahoe Fire Protection District | 91 | 85 | | | 16 | 2 | \$22,937.01 | \$25,230.72 | \$23,034.88 | \$ 24,186.63 | \$ 25,338.37 | (\$2,195.83) | (\$1,044.09) | \$107.66 | |
| Carson City Fire Department | 5 | 5 | | | | 0 | \$1,260.28 | \$1,386.30 | \$1,238.43 | \$ 1,300.36 | \$ 1,362.28 | (\$147.87) | (\$85.95) | (\$24.02) | |
| Nevada Shared Radio System | 1689 | 1676 | | | 1,676.0 | (13) | \$425,721.08 | \$468,293.19 | \$415,123.30 | \$ 435,879.46 | \$ 456,635.63 | (\$53,169.89) | (\$32,413.72) | (\$11,657.56) | |
| Pyramid Lake Paiute Tribe | 72 | 72 | | | | 0 | \$18,147.97 | \$19,962.76 | \$17,833.46 | \$ 18,725.13 | \$ 19,616.81 | (\$2,129.31) | (\$1,237.63) | (\$345.96) | |
| REMSA | 16 | 18 | | | | 2 | \$4,032.88 | \$4,436.17 | \$4,458.36 | \$ 4,681.28 | \$ 4,904.20 | \$22.19 | \$245.11 | \$468.03 | |
| Reno, City of | 1115.5 | 987 | 203 | | 11 | 80 | \$281,167.47 | \$309,284.22 | \$296,109.73 | \$ 310,915.21 | \$ 325,720.70 | (\$13,174.49) | \$1,630.99 | \$16,436.48 | |
| Reno-Sparks Indian Colony | 49 | 58 | | | | 9 | \$12,350.70 | \$13,585.77 | \$14,365.84 | \$ 15,084.13 | \$ 15,802.43 | \$780.07 | \$1,498.36 | \$2,216.66 | |
| Sparks, City of | 407 | 414 | | | | 7 | \$102,586.43 | \$112,845.07 | \$102,542.39 | \$ 107,669.51 | \$ 112,796.63 | (\$10,302.68) | (\$5,175.56) | (\$48.44) | |
| Truckee Meadows Fire Protection District | 300.5 | 302 | | | 14 | 9 | \$75,742.56 | \$83,316.82 | \$76,535.26 | \$ 80,362.03 | \$ 84,188.79 | (\$6,781.55) | (\$2,954.79) | \$871.97 | |
| Truckee Meadows Water Authority | 46 | 54 | | | | 8 | \$11,594.53 | \$12,753.99 | \$13,375.09 | \$ 14,043.85 | \$ 14,712.60 | \$621.11 | \$1,289.86 | \$1,958.62 | |
| University of Nevada, Reno | 76 | 78 | | | | 2 | \$19,156.19 | \$21,071.81 | \$19,319.58 | \$ 20,285.56 | \$ 21,251.54 | (\$1,752.23) | (\$786.25) | \$179.73 | |
| US Department of Veterans Affairs Police | 10 | 21 | | | | 11 | \$2,520.55 | \$2,772.61 | \$5,201.43 | \$ 5,461.50 | \$ 5,721.57 | \$2,428.82 | \$2,688.89 | \$2,948.96 | |
| Washoe County School District | 960.5 | 705 | 244 | | 5 | (9) | \$242,098.93 | \$266,308.82 | \$235,674.12 | \$ 247,457.82 | \$ 259,241.53 | (\$30,634.71) | (\$18,851.00) | (\$7,067.30) | |
| Washoe County | 1210.5 | 1162 | 39 | | 12 | (4) | \$305,112.71 | \$335,623.98 | \$298,958.13 | \$ 313,906.03 | \$ 328,853.94 | (\$36,665.85) | (\$21,717.94) | (\$6,770.04) | |
| Total | 6380 | 5,929.0 | 528.0 | | 73.0 | 6,493.5 | | | | | | | | | |
| | | | | | | | \$ 1,608,111.59 | \$1,768,922.75 | \$1,608,355.10 | \$1,688,772.86 | \$1,769,190.61 | (\$160,567.65) | \$ (80,149.89) | \$ 267.86 | |
| | | | | | | | Cost Per Radio | \$252.06 | \$277.26 | \$247.69 | \$260.07 | \$272.46 | | | |
| | | | | | | | Current Cost | | Cost per radio annually for FY1/22 | | | | | | |

Budget worksheet 1


|  <p align="center">3% Cut Scenario Washoe County Regional Communications System Preliminary Operations Budget Proposal Fiscal Year 2021 - 2022</p> | | | | | | | |
|--|-------------------|-------------------|-------------------|----------------------------------|----------------|---|---|
| 2018-19 Actual | 2019-20 Actual | 2020-21 Planned | 2021-22 Proposed | Accounts | Change | Notes | |
| \$ (1,562,387.21) | \$ (1,589,262.09) | \$ (1,630,634.67) | \$ (1,560,755.10) | 433300 Local Govt-Oper Cost | \$ 69,879.57 | Overall Budget decrease of 3% compared to the FY21 adopted operations budget. | |
| \$ (1,562,387.21) | \$ (1,589,262.09) | \$ (1,630,634.67) | \$ (1,560,755.10) | * Intergovernmental | \$ 69,879.57 | | |
| \$ (5,882.34) | \$ (10,058.01) | \$ (5,000.00) | \$ (5,000.00) | 481000 Interest-Pooled Inv. | \$ - | | |
| \$ (538.86) | \$ (2,449.98) | \$ - | | 482100 RGL Pooled Invest. | \$ - | | |
| \$ (8,179.23) | \$ (14,405.84) | \$ - | | 482200 URGL Pooled Inv. | \$ - | | |
| | | | | 485100 Reimbursements | \$ - | | |
| \$ (14,600.43) | \$ (26,913.83) | \$ (5,000.00) | \$ (5,000.00) | * Miscellaneous | \$ - | | |
| \$ (1,576,987.64) | \$ (1,616,175.92) | \$ (1,635,634.67) | \$ (1,565,755.10) | ** Revenue | \$ 69,879.57 | | |
| \$ 360,464.12 | \$ 382,300.27 | \$ 393,562.86 | \$ 413,099.84 | 701110 Base Salaries | \$ 19,536.98 | | Salaries & Benefits for 4 FTE positions and an intermittent intern, including the Regional Communications Coordinator, a Sr. Network Engineer and 2 Network Engineers |
| \$ 4,950.00 | \$ 5,650.00 | \$ 5,950.00 | \$ 6,150.00 | 701200 Incentive Longevity | \$ 200.00 | | |
| | \$ 5,116.50 | \$ 14,027.00 | \$ 14,728.35 | 701130 Pooled Positions | \$ 701.35 | | |
| \$ 3,585.58 | \$ 4,910.39 | \$ 5,000.00 | \$ 5,250.00 | 701300 Overtime | \$ 250.00 | | |
| \$ - | \$ - | \$ 500.00 | \$ 500.00 | 701140 Holiday Work | \$ - | | |
| \$ 32,226.25 | \$ 38,005.86 | \$ 33,000.00 | \$ 33,000.00 | 701406 Standby Pay | \$ - | | |
| | \$ - | \$ - | \$ - | 701413 Vac Payout/Sick Pay-Term | \$ - | | |
| \$ 1,026.95 | \$ 767.37 | \$ 6,500.00 | \$ 6,500.00 | 701408 Call Back | \$ - | | |
| | \$ - | \$ - | \$ - | 701412 Salary adjustment | \$ - | | |
| | \$ - | \$ - | \$ - | 701417 Comp Time | \$ - | | |
| \$ 402,252.90 | \$ 436,750.39 | \$ 458,539.86 | \$ 479,228.19 | * Salaries and Wages | \$ 20,688.33 | Salary increases due to Cost of Living (COLA) increases and merit-based increases. | |
| \$ 49,991.20 | \$ 52,993.01 | \$ 53,608.59 | \$ 47,770.53 | 705110 Group Insurance | \$ (5,838.06) | Benefit increases due to increase in health insurance premium increase, retirement increase. | |
| \$ 7,192.36 | \$ 6,500.00 | \$ 6,500.00 | \$ 8,500.00 | 705115 ER HSA Contributions | \$ 2,000.00 | | |
| \$ 42,682.23 | \$ 38,860.00 | \$ 38,834.00 | \$ 40,775.70 | 705190 OPEB Contribution | \$ 1,941.70 | | |
| \$ 111,493.25 | \$ 124,356.57 | \$ 116,857.46 | \$ 122,630.57 | 705210 Retirement | \$ 5,773.11 | | |
| \$ 5,425.78 | \$ 5,902.04 | \$ 5,366.00 | \$ 5,613.00 | 705230 Medicare April 1986 | \$ 247.00 | | |
| \$ 3,636.89 | \$ 3,242.57 | \$ 3,319.65 | \$ 3,417.28 | 705320 Workmens Comp | \$ 97.63 | | |
| | \$ - | \$ 1,608.26 | \$ 1,608.26 | 705240 Insurance Budget Incremen | \$ - | | |
| | \$ - | \$ - | \$ - | 705360 Benefit adjustment | \$ - | | |
| \$ 372.30 | \$ 330.83 | \$ 318.29 | \$ 318.24 | 705330 Unemploy Comp | \$ (0.05) | | |
| \$ 220,794.01 | \$ 232,185.02 | \$ 226,412.25 | \$ 230,633.58 | * Employee Benefits | \$ 4,221.33 | | |
| | | | | | | Technical support: site and simulcast alignment; planning support; legal support; NSRS Project Management | |
| \$ 64,788.50 | \$ 25,655.50 | \$ 123,514.00 | \$ 127,000.00 | 710100 Professional Services | \$ 3,486.00 | | |
| \$ 220.23 | \$ 259.79 | \$ 325.00 | \$ 325.00 | 710149 Invest Pool Alloc Ex | \$ - | | |
| \$ 5,250.00 | \$ 9,030.00 | \$ 20,000.00 | \$ 15,000.00 | 710200 Service Contract | \$ (5,000.00) | Regualr service for generators and security systems | |
| \$ 27,522.35 | \$ 139,998.05 | \$ 60,000.00 | \$ 50,000.00 | 710205 Repairs and Maintenance | \$ (10,000.00) | Tower inspections and repairs; A/C maintenance | |
| \$ 121,090.25 | \$ 116,210.44 | \$ 115,000.00 | \$ 120,000.00 | 710210 Software Maintenance | \$ 5,000.00 | EDACS & VIDA Core software maintenance & Priority Software support | |
| | \$ 5,460.45 | \$ - | | 710212 Software Subscription | \$ - | Asset Management Software | |
| | \$ 656.22 | \$ - | \$ - | 710300 Operating Supplies | \$ - | | |
| \$ 4,422.24 | \$ 2,670.53 | \$ 5,000.00 | \$ 5,000.00 | 710302 Small Tools & Allow | \$ - | | |
| \$ 52,792.48 | \$ 41,153.37 | \$ 70,000.00 | \$ 60,000.00 | 710310 Parts and Supplies | \$ (10,000.00) | Various | |
| | \$ 149.95 | \$ - | \$ - | 710334 Copy Mach-Lease Exp | \$ - | | |
| \$ 3,969.92 | \$ 4,023.07 | \$ 500.00 | \$ 500.00 | 710350 Office Supplies | \$ - | | |
| | \$ - | \$ 500.00 | \$ 500.00 | 710355 Books and Subscriptions | \$ - | | |
| \$ 26.06 | \$ 22.69 | \$ 250.00 | \$ 250.00 | 710360 Postage | \$ - | | |
| \$ 21.19 | \$ - | \$ 400.00 | \$ 400.00 | 710361 Express and Courier | \$ - | | |
| | | \$ - | \$ - | 710400 Pmts to O Agencies | \$ - | | |
| \$ 4,872.00 | \$ - | \$ - | \$ - | 710501 Radio Equipment Install | \$ - | | |
| | \$ 801.50 | \$ - | \$ - | 710502 Printing | \$ - | | |
| | \$ - | \$ - | \$ - | 710505 Rental Equipment | \$ - | | |
| | \$ - | \$ 2,300.00 | \$ 2,300.00 | 710503 Licenses & Permits | \$ - | | |
| \$ 150.00 | \$ - | \$ 900.00 | \$ 900.00 | 710506 Dept Insurance Deductible | \$ - | | |
| \$ 4,944.93 | \$ 3,441.38 | \$ 2,500.00 | \$ 2,500.00 | 710507 Network and Data Lines | \$ - | System/Site network services | |
| \$ 2,816.58 | \$ 2,792.22 | \$ 3,000.00 | \$ 3,000.00 | 710508 Telephone Land Lines | \$ - | System/Site Telecom services | |
| \$ 4,713.00 | \$ - | \$ 10,000.00 | \$ - | 710509 Seminars and Meetings | \$ (10,000.00) | Conference/training registration fees reduced for FY22 | |
| \$ - | \$ - | \$ 100.00 | \$ 100.00 | 710512 Auto Expense | \$ - | | |
| \$ 5,897.63 | \$ 2,549.84 | \$ 5,200.00 | \$ 5,200.00 | 710519 Cellular Phone | \$ - | | |
| \$ 92.00 | \$ 94.00 | \$ 500.00 | \$ 100.00 | 710529 Dues | \$ (400.00) | | |
| | | \$ - | \$ - | 710552 Moving Costs | \$ - | | |
| | | \$ - | \$ - | 710551 Cash Discounts Lost | \$ - | | |
| \$ 119.91 | \$ - | \$ 500.00 | \$ 500.00 | 710571 Safety Expense | \$ - | | |
| \$ 1,068.94 | \$ 1,272.30 | \$ 1,100.00 | \$ 1,100.00 | 710594 Insurance Premium | \$ - | | |
| \$ 100,805.14 | \$ 218,366.57 | \$ 138,580.00 | \$ 149,612.55 | 710610 LT Lease-Land/Parking | \$ 11,032.55 | Site lease fees | |
| \$ 56,998.39 | \$ 57,116.54 | \$ 59,000.00 | \$ 59,000.00 | 711010 Utilities | \$ - | Site Electricity | |
| \$ - | \$ - | \$ 50.00 | \$ 50.00 | 711040 Natural Gas | \$ - | | |
| \$ 11,286.00 | \$ 8,160.00 | \$ 9,240.00 | \$ 9,240.00 | 711100 ESD Asset Management | \$ - | Administrative Services for Vehicles and equipment | |
| \$ 18,869.36 | \$ 18,924.48 | \$ 23,655.58 | \$ 23,655.58 | 711113 Equip Srv Replace | \$ - | Vehicle replacement fees | |
| \$ 26,412.78 | \$ 17,776.24 | \$ 20,632.05 | \$ 20,632.05 | 711114 Equip Srv O & M | \$ - | Vehicle maintenance a repair | |
| \$ 7,504.90 | \$ 8,102.46 | \$ 7,382.73 | \$ 8,000.00 | 711117 ESD Fuel Charge | \$ 617.27 | | |
| \$ 3,520.00 | \$ 2,512.00 | \$ 2,512.00 | \$ 2,512.00 | 711119 Prop & Liab Billings | \$ - | | |
| \$ 6,589.54 | \$ 3,109.73 | \$ 15,000.00 | \$ - | 711210 Travel | \$ (15,000.00) | Travel for conference and training reduced for FY22 | |
| \$ 49,935.00 | \$ 38,821.00 | \$ 42,703.00 | \$ 44,838.15 | 711400 Overhead - General Fund | \$ 2,135.15 | County Building use and maintenance; Human Resources; Tech Services, etc. | |
| | \$ 3,691.29 | \$ - | \$ - | 711502 Build Imp nonCapital | \$ - | | |
| \$ 83,073.16 | \$ 50,492.41 | \$ 142,138.20 | \$ 80,678.00 | 711504 Equipment nonCapital | \$ (61,460.20) | Shifted to Equipment Capital | |
| \$ 1,051.98 | \$ - | \$ - | \$ - | 711507 Vehicles nonCapital | \$ - | | |
| | \$ 7,131.97 | \$ 500.00 | \$ 500.00 | 711508 Computers nonCapital | \$ - | | |
| \$ 1,113.40 | \$ 467.49 | \$ 2,700.00 | \$ 1,500.00 | 711509 Comp Sftw nonCap | \$ (1,200.00) | | |
| \$ - | \$ 17,430.50 | \$ - | \$ - | 711510 Comm Eq nonCapital | \$ - | | |
| \$ 671,937.86 | \$ 808,343.98 | \$ 885,682.56 | \$ 794,893.33 | * Services and Supplies | \$ (90,789.23) | | |
| \$ 19,091.44 | \$ - | \$ - | \$ - | 781007 Vehicles Capital | \$ - | | |
| | \$ 31,093.12 | \$ 60,000.00 | \$ 56,000.00 | 781004 Equipment Capital | \$ (4,000.00) | | |
| \$ 19,091.44 | \$ 31,093.12 | \$ 60,000.00 | \$ 56,000.00 | * Capital Outlay | \$ (4,000.00) | | |
| \$ 1,314,076.21 | \$ 1,508,372.51 | \$ 1,630,634.67 | \$ 1,560,755.10 | ** Expenses | \$ (69,879.57) | | |

Budget worksheet 2

Washoe County Regional Communication System Fiscal Year 2022 Preliminary Budget Worksheet - Agency Cost Allocation for Operations Maintenance

| 3% Cut from FY21 Ops Washoe County Regional Communications System Budget Comparison FY21 vs FY22 | Active Radio Count Comparison | | | | | Radio Count increase or decrease | Operations Contribution Comparison | | | | | FY21 to FY22 Differences | | |
|--|-------------------------------|----------------|--------------|-------------|----------------|--|------------------------------------|--|-------------------------------------|------------------------------------|-------------------------------|-------------------------------|------------------------------|-------------------------------|
| | FY20/21 | FY21/22 | | | | | FY20/21 | | FY21/22 | | | Operations Only Difference | Plus 5% to Infrastructure | Plus 10% to Infrastructure |
| | | EDACS | P25 | BEON | Total | | Operations Finalized | FY21 Payment: 10% Infrastructure added to Ops | Proposed Operations Contribution | Plus 5% to Infrastructure | Plus 10% to Infrastructure | | | |
| Nevada Air National Guard | 23 | 22 | | | 22.0 | (1) | \$5,797.27 | \$6,376.99 | \$5,287.84 | \$ 5,552.24 | \$ 5,816.63 | (\$1,089.15) | (\$824.76) | (\$560.37) |
| Reno-Tahoe Airport Authority | 268 | 220 | 42 | 15 | 269.5 | 2 | \$67,550.77 | \$74,305.85 | \$64,776.08 | \$ 68,014.89 | \$ 71,253.69 | (\$9,529.76) | (\$6,290.96) | (\$3,052.15) |
| Drug Enforcement Administration | 16 | 23 | | | 23.0 | 7 | \$4,032.88 | \$4,436.17 | \$5,528.20 | \$ 5,804.61 | \$ 6,081.02 | \$1,092.03 | \$1,368.44 | \$1,644.85 |
| Federal Bureau of Investigations | 22 | 24 | | | 24.0 | 2 | \$5,545.21 | \$6,099.73 | \$5,768.56 | \$ 6,056.98 | \$ 6,345.41 | (\$331.18) | (\$42.75) | \$245.68 |
| Incline Village General Improvement District | 3 | 3 | | | 3.0 | 0 | \$756.17 | \$831.78 | \$721.07 | \$ 757.12 | \$ 793.18 | (\$110.71) | (\$74.66) | (\$38.61) |
| North Lake Tahoe Fire Protection District | 91 | 85 | | 16 | 93.0 | 2 | \$22,937.01 | \$25,230.72 | \$22,353.16 | \$ 23,470.81 | \$ 24,588.47 | (\$2,877.56) | (\$1,759.90) | (\$642.24) |
| Carson City Fire Department | 5 | 5 | | | 5.0 | 0 | \$1,260.28 | \$1,386.30 | \$1,201.78 | \$ 1,261.87 | \$ 1,321.96 | (\$184.52) | (\$124.43) | (\$64.34) |
| Nevada Shared Radio System | 1689 | 1676 | | | 1,676.0 | (13) | \$425,721.08 | \$468,293.19 | \$402,837.54 | \$ 422,979.41 | \$ 443,121.29 | (\$65,455.65) | (\$45,313.77) | (\$25,171.89) |
| Pyramid Lake Paiute Tribe | 72 | 72 | | | 72.0 | 0 | \$18,147.97 | \$19,962.76 | \$17,305.67 | \$ 18,170.95 | \$ 19,036.24 | (\$2,657.09) | (\$1,791.81) | (\$926.53) |
| REMSA | 16 | 18 | | | 18.0 | 2 | \$4,032.88 | \$4,436.17 | \$4,326.42 | \$ 4,542.74 | \$ 4,759.06 | (\$109.75) | \$106.57 | \$322.89 |
| Reno, City of | 1115.5 | 987 | 203 | 11 | 1,195.5 | 80 | \$281,167.47 | \$309,284.22 | \$287,346.23 | \$ 301,713.54 | \$ 316,080.85 | (\$21,937.99) | (\$7,570.68) | \$6,796.63 |
| Reno-Sparks Indian Colony | 49 | 58 | | | 58.0 | 9 | \$12,350.70 | \$13,585.77 | \$13,940.68 | \$ 14,637.71 | \$ 15,334.75 | \$354.91 | \$1,051.94 | \$1,748.98 |
| Sparks, City of | 407 | 414 | | | 414.0 | 7 | \$102,586.43 | \$112,845.07 | \$99,507.60 | \$ 104,482.98 | \$ 109,458.36 | (\$13,337.47) | (\$8,362.09) | (\$3,386.71) |
| Truckee Meadows Fire Protection District | 300.5 | 302 | | 14 | 309.0 | 9 | \$75,742.56 | \$83,316.82 | \$74,270.17 | \$ 77,983.67 | \$ 81,697.18 | (\$9,046.65) | (\$5,333.14) | (\$1,619.63) |
| Truckee Meadows Water Authority | 46 | 54 | | | 54.0 | 8 | \$11,594.53 | \$12,753.99 | \$12,979.25 | \$ 13,628.22 | \$ 14,277.18 | \$225.26 | \$874.23 | \$1,523.19 |
| University of Nevada, Reno | 76 | 78 | | | 78.0 | 2 | \$19,156.19 | \$21,071.81 | \$18,747.81 | \$ 19,685.20 | \$ 20,622.59 | (\$2,324.00) | (\$1,386.61) | (\$449.22) |
| US Department of Veterans Affairs Police | 10 | 21 | | | 21.0 | 11 | \$2,520.55 | \$2,772.61 | \$5,047.49 | \$ 5,299.86 | \$ 5,552.24 | \$2,274.88 | \$2,527.26 | \$2,779.63 |
| Washoe County School District | 960.5 | 705 | 244 | 5 | 951.5 | (9) | \$242,098.93 | \$266,308.82 | \$228,699.23 | \$ 240,134.20 | \$ 251,569.16 | (\$37,609.59) | (\$26,174.63) | (\$14,739.67) |
| Washoe County | 1210.5 | 1162 | 39 | 12 | 1,207.0 | (4) | \$305,112.71 | \$335,623.98 | \$290,110.33 | \$ 304,615.84 | \$ 319,121.36 | (\$45,513.65) | (\$31,008.14) | (\$16,502.62) |
| Total | 6380 | 5,929.0 | 528.0 | 73.0 | 6,493.5 | 114 | | | | | | | | |
| | | | | | | | \$ 1,608,111.59 | \$1,768,922.75 | \$1,560,755.10 | \$1,638,792.86 | \$1,716,830.61 | (\$208,167.65) | \$(130,129.89) | \$ (52,092.14) |
| | | | | | | | Cost Per Radio | \$252.06 | \$277.26 | \$240.36 | \$252.37 | \$264.39 | | |
| | | | | | | | | Current Cost | | Cost per radio annually for FY1/22 | | | | |

Budget worksheet 1

|  <p style="text-align: center;">5% Cut Scenario Washoe County Regional Communications System Preliminary Operations Budget Proposal Fiscal Year 2021 - 2022</p> | | | | | | |
|---|-------------------|-------------------|-------------------|----------------------------------|-----------------|---|
| 2018-19 Actual | 2019-20 Actual | 2020-21 Planned | 2021-22 Proposed | Accounts | Change | Notes |
| \$ (1,562,387.21) | \$ (1,589,262.09) | \$ (1,630,634.67) | \$ (1,527,755.10) | 433300 Local Govt-Oper Cost | \$ 102,879.57 | Overall Budget decrease of 5% compared to the FY21 adopted operations budget. |
| \$ (1,562,387.21) | \$ (1,589,262.09) | \$ (1,630,634.67) | \$ (1,527,755.10) | * Intergovernmental | \$ 102,879.57 | |
| \$ (5,882.34) | \$ (10,058.01) | \$ (5,000.00) | \$ (5,000.00) | 481000 Interest-Pooled Inv. | \$ - | |
| \$ (538.86) | \$ (2,449.98) | \$ - | | 482100 RGL Pooled Invest. | \$ - | |
| \$ (8,179.23) | \$ (14,405.84) | \$ - | | 482200 URGL Pooled Inv. | \$ - | |
| | | | | 485100 Reimbursements | \$ - | |
| \$ (14,600.43) | \$ (26,913.83) | \$ (5,000.00) | \$ (5,000.00) | * Miscellaneous | \$ - | |
| \$ (1,576,987.64) | \$ (1,616,175.92) | \$ (1,635,634.67) | \$ (1,532,755.10) | ** Revenue | \$ 102,879.57 | |
| \$ 360,464.12 | \$ 382,300.27 | \$ 393,562.86 | \$ 413,099.84 | 701110 Base Salaries | \$ 19,536.98 | Salaries & Benefits for 4 FTE positions and an intermittent intern, including the Regional Communications Coordinator, a Sr. Network Engineer and 2 Network Engineers |
| \$ 4,950.00 | \$ 5,650.00 | \$ 5,950.00 | \$ 6,150.00 | 701200 Incentive Longevity | \$ 200.00 | |
| | \$ 5,116.50 | \$ 14,027.00 | \$ 14,728.35 | 701130 Pooled Positions | \$ 701.35 | |
| \$ 3,585.58 | \$ 4,910.39 | \$ 5,000.00 | \$ 5,250.00 | 701300 Overtime | \$ 250.00 | |
| \$ - | \$ - | \$ 500.00 | \$ 500.00 | 701140 Holiday Work | \$ - | |
| \$ 32,226.25 | \$ 38,005.86 | \$ 33,000.00 | \$ 33,000.00 | 701406 Standby Pay | \$ - | |
| | \$ - | \$ - | \$ - | 701413 Vac Payout/Sick Pay-Term | \$ - | |
| \$ 1,026.95 | \$ 767.37 | \$ 6,500.00 | \$ 6,500.00 | 701408 Call Back | \$ - | |
| | \$ - | \$ - | \$ - | 701412 Salary adjustment | \$ - | |
| | \$ - | \$ - | \$ - | 701417 Comp Time | \$ - | |
| \$ 402,252.90 | \$ 436,750.39 | \$ 458,539.86 | \$ 479,228.19 | * Salaries and Wages | \$ 20,688.33 | Salary increases due to Cost of Living (COLA) increases and merit-based increases. |
| \$ 49,991.20 | \$ 52,993.01 | \$ 53,608.59 | \$ 47,770.53 | 705110 Group Insurance | \$ (5,838.06) | Benefit increases due to increase in health insurance premium increase, retirement increase. |
| \$ 7,192.36 | \$ 6,500.00 | \$ 6,500.00 | \$ 8,500.00 | 705115 ER HSA Contributions | \$ 2,000.00 | |
| \$ 42,682.23 | \$ 38,860.00 | \$ 38,834.00 | \$ 40,775.70 | 705190 OPEB Contribution | \$ 1,941.70 | |
| \$ 111,493.25 | \$ 124,356.57 | \$ 116,857.46 | \$ 122,630.57 | 705210 Retirement | \$ 5,773.11 | |
| \$ 5,425.78 | \$ 5,902.04 | \$ 5,366.00 | \$ 5,613.00 | 705230 Medicare April 1986 | \$ 247.00 | |
| \$ 3,636.89 | \$ 3,242.57 | \$ 3,319.65 | \$ 3,417.28 | 705320 Workmens Comp | \$ 97.63 | |
| | \$ - | \$ 1,608.26 | \$ 1,608.26 | 705240 Insurance Budget Incremen | \$ - | |
| | \$ - | \$ - | \$ - | 705360 Benefit adjustment | \$ - | |
| \$ 372.30 | \$ 330.83 | \$ 318.29 | \$ 318.24 | 705330 Unemploy Comp | \$ (0.05) | |
| \$ 220,794.01 | \$ 232,185.02 | \$ 226,412.25 | \$ 230,633.58 | * Employee Benefits | \$ 4,221.33 | |
| | | | | | | Technical support: site and simulcast alignment; planning support; legal support; NSRS Project Management |
| \$ 64,788.50 | \$ 25,655.50 | \$ 123,514.00 | \$ 127,000.00 | 710100 Professional Services | \$ 3,486.00 | |
| \$ 220.23 | \$ 259.79 | \$ 325.00 | \$ 325.00 | 710149 Invest Pool Alloc Ex | \$ - | |
| \$ 5,250.00 | \$ 9,030.00 | \$ 20,000.00 | \$ 15,000.00 | 710200 Service Contract | \$ (5,000.00) | Regualr service for generators and security systems |
| \$ 27,522.35 | \$ 139,998.05 | \$ 60,000.00 | \$ 50,000.00 | 710205 Repairs and Maintenance | \$ (10,000.00) | Tower inspections and repairs; A/C maintenance |
| \$ 121,090.25 | \$ 116,210.44 | \$ 115,000.00 | \$ 120,000.00 | 710210 Software Maintenance | \$ 5,000.00 | EDACS & VIDA Core software maintenance & Priority Software support |
| | \$ 5,460.45 | \$ - | | 710212 Software Subscription | \$ - | Asset Management Software |
| | \$ 656.22 | \$ - | \$ - | 710300 Operating Supplies | \$ - | |
| \$ 4,422.24 | \$ 2,670.53 | \$ 5,000.00 | \$ 5,000.00 | 710302 Small Tools & Allow | \$ - | |
| \$ 52,792.48 | \$ 41,153.37 | \$ 70,000.00 | \$ 47,000.00 | 710310 Parts and Supplies | \$ (23,000.00) | Various |
| | \$ 149.95 | \$ - | \$ - | 710334 Copy Mach-Lease Exp | \$ - | |
| \$ 3,969.92 | \$ 4,023.07 | \$ 500.00 | \$ 500.00 | 710350 Office Supplies | \$ - | |
| | \$ - | \$ 500.00 | \$ 500.00 | 710355 Books and Subscriptions | \$ - | |
| \$ 26.06 | \$ 22.69 | \$ 250.00 | \$ 250.00 | 710360 Postage | \$ - | |
| \$ 21.19 | \$ - | \$ 400.00 | \$ 400.00 | 710361 Express and Courier | \$ - | |
| | | \$ - | \$ - | 710400 Pmts to O Agencies | \$ - | |
| \$ 4,872.00 | \$ - | \$ - | \$ - | 710501 Radio Equipment Install | \$ - | |
| | \$ 801.50 | \$ - | \$ - | 710502 Printing | \$ - | |
| | \$ - | \$ - | \$ - | 710505 Rental Equipment | \$ - | |
| | \$ - | \$ 2,300.00 | \$ 2,300.00 | 710503 Licenses & Permits | \$ - | |
| \$ 150.00 | \$ - | \$ 900.00 | \$ 900.00 | 710506 Dept Insurance Deductible | \$ - | |
| \$ 4,944.93 | \$ 3,441.38 | \$ 2,500.00 | \$ 2,500.00 | 710507 Network and Data Lines | \$ - | System/Site network services |
| \$ 2,816.58 | \$ 2,792.22 | \$ 3,000.00 | \$ 3,000.00 | 710508 Telephone Land Lines | \$ - | System/Site Telecom services |
| \$ 4,713.00 | \$ - | \$ 10,000.00 | \$ - | 710509 Seminars and Meetings | \$ (10,000.00) | Conference/training registration fees reduced for FY22 |
| \$ - | \$ - | \$ 100.00 | \$ 100.00 | 710512 Auto Expense | \$ - | |
| \$ 5,897.63 | \$ 2,549.84 | \$ 5,200.00 | \$ 5,200.00 | 710519 Cellular Phone | \$ - | |
| \$ 92.00 | \$ 94.00 | \$ 500.00 | \$ 100.00 | 710529 Dues | \$ (400.00) | |
| | | \$ - | \$ - | 710552 Moving Costs | \$ - | |
| | | \$ - | \$ - | 710551 Cash Discounts Lost | \$ - | |
| \$ 119.91 | \$ - | \$ 500.00 | \$ 500.00 | 710571 Safety Expense | \$ - | |
| \$ 1,068.94 | \$ 1,272.30 | \$ 1,100.00 | \$ 1,100.00 | 710594 Insurance Premium | \$ - | |
| \$ 100,805.14 | \$ 218,366.57 | \$ 138,580.00 | \$ 149,612.55 | 710610 LT Lease-Land/Parking | \$ 11,032.55 | Site lease fees |
| \$ 56,998.39 | \$ 57,116.54 | \$ 59,000.00 | \$ 59,000.00 | 711010 Utilities | \$ - | Site Electricity |
| \$ - | \$ - | \$ 50.00 | \$ 50.00 | 711040 Natural Gas | \$ - | |
| \$ 11,286.00 | \$ 8,160.00 | \$ 9,240.00 | \$ 9,240.00 | 711100 ESD Asset Management | \$ - | Administrative Services for Vehicles and equipment |
| \$ 18,869.36 | \$ 18,924.48 | \$ 23,655.58 | \$ 23,655.58 | 711113 Equip Srv Replace | \$ - | Vehicle replacement fees |
| \$ 26,412.78 | \$ 17,776.24 | \$ 20,632.05 | \$ 20,632.05 | 711114 Equip Srv O & M | \$ - | Vehicle maintenance a repair |
| \$ 7,504.90 | \$ 8,102.46 | \$ 7,382.73 | \$ 8,000.00 | 711117 ESD Fuel Charge | \$ 617.27 | |
| \$ 3,520.00 | \$ 2,512.00 | \$ 2,512.00 | \$ 2,512.00 | 711119 Prop & Liab Billings | \$ - | |
| \$ 6,589.54 | \$ 3,109.73 | \$ 15,000.00 | \$ - | 711210 Travel | \$ (15,000.00) | Travel for conference and training reduced for FY22 |
| \$ 49,935.00 | \$ 38,821.00 | \$ 42,703.00 | \$ 44,838.15 | 711400 Overhead - General Fund | \$ 2,135.15 | County Building use and maintenance; Human Resources; Tech Services, etc. |
| | \$ 3,691.29 | \$ - | \$ - | 711502 Build Imp nonCapital | \$ - | |
| \$ 83,073.16 | \$ 50,492.41 | \$ 142,138.20 | \$ 60,678.00 | 711504 Equipment nonCapital | \$ (81,460.20) | Shifted to Equipment Capital |
| \$ 1,051.98 | \$ - | \$ - | \$ - | 711507 Vehicles nonCapital | \$ - | |
| | \$ 7,131.97 | \$ 500.00 | \$ 500.00 | 711508 Computers nonCapital | \$ - | |
| \$ 1,113.40 | \$ 467.49 | \$ 2,700.00 | \$ 1,500.00 | 711509 Comp Sftw nonCap | \$ (1,200.00) | |
| \$ - | \$ 17,430.50 | \$ - | \$ - | 711510 Comm Eq nonCapital | \$ - | |
| \$ 671,937.86 | \$ 808,343.98 | \$ 885,682.56 | \$ 761,893.33 | * Services and Supplies | \$ (123,789.23) | |
| \$ 19,091.44 | \$ - | \$ - | \$ - | 781007 Vehicles Capital | \$ - | |
| | \$ 31,093.12 | \$ 60,000.00 | \$ 56,000.00 | 781004 Equipment Capital | \$ (4,000.00) | |
| \$ 19,091.44 | \$ 31,093.12 | \$ 60,000.00 | \$ 56,000.00 | * Capital Outlay | \$ (4,000.00) | |
| \$ 1,314,076.21 | \$ 1,508,372.51 | \$ 1,630,634.67 | \$ 1,527,755.10 | ** Expenses | \$ (102,879.57) | |

Budget worksheet 2

Washoe County Regional Communication System Fiscal Year 2022 Preliminary Budget Worksheet - Agency Cost Allocation for Operations Maintenance

| 5% Budget Cut Washoe County Regional Communications System Budget Comparison FY21 vs FY22 | Active Radio Count Comparison | | | | | Operations Contribution Comparison | | | | | FY21 to FY22 Differences | | | |
|---|-------------------------------|----------------|--------------|-------------|----------------|--|-------------------------|--|-------------------------------------|------------------------------------|-------------------------------|-------------------------------|------------------------------|-------------------------------|
| | FY20/21 | FY21/22 | | | | Radio Count increase or decrease | FY20/21 | | FY21/22 | | | Operations Only Difference | Plus 5% to Infrastructure | Plus 10% to Infrastructure |
| | | EDACS | P25 | BEON | Total | | Operations Finalized | FY21 Payment: 10% Infrastructure added to Ops | Proposed Operations Contribution | Plus 5% to Infrastructure | Plus 10% to Infrastructure | | | |
| Nevada Air National Guard | 23 | 22 | | | 22.0 | (1) | \$5,797.27 | \$6,376.99 | \$5,176.04 | \$ 5,434.84 | \$ 5,693.64 | (\$1,200.95) | (\$942.15) | (\$683.35) |
| Reno-Tahoe Airport Authority | 268 | 220 | 42 | 15 | 269.5 | 2 | \$67,550.77 | \$74,305.85 | \$63,406.48 | \$ 66,576.81 | \$ 69,747.13 | (\$10,899.36) | (\$7,729.04) | (\$4,558.71) |
| Drug Enforcement Administration | 16 | 23 | | | 23.0 | 7 | \$4,032.88 | \$4,436.17 | \$5,411.31 | \$ 5,681.88 | \$ 5,952.45 | \$975.14 | \$1,245.71 | \$1,516.28 |
| Federal Bureau of Investigations | 22 | 24 | | | 24.0 | 2 | \$5,545.21 | \$6,099.73 | \$5,646.59 | \$ 5,928.92 | \$ 6,211.25 | (\$453.15) | (\$170.82) | \$111.51 |
| Incline Village General Improvement District | 3 | 3 | | | 3.0 | 0 | \$756.17 | \$831.78 | \$705.82 | \$ 741.11 | \$ 776.41 | (\$125.96) | (\$90.67) | (\$55.38) |
| North Lake Tahoe Fire Protection District | 91 | 85 | | 16 | 93.0 | 2 | \$22,937.01 | \$25,230.72 | \$21,880.53 | \$ 22,974.56 | \$ 24,068.58 | (\$3,350.19) | (\$2,256.16) | (\$1,162.13) |
| Carson City Fire Department | 5 | 5 | | | 5.0 | 0 | \$1,260.28 | \$1,386.30 | \$1,176.37 | \$ 1,235.19 | \$ 1,294.01 | (\$209.93) | (\$151.11) | (\$92.29) |
| Nevada Shared Radio System | 1689 | 1676 | | | 1,676.0 | (13) | \$425,721.08 | \$468,293.19 | \$394,320.10 | \$ 414,036.10 | \$ 433,752.11 | (\$73,973.09) | (\$54,257.08) | (\$34,541.08) |
| Pyramid Lake Paiute Tribe | 72 | 72 | | | 72.0 | 0 | \$18,147.97 | \$19,962.76 | \$16,939.77 | \$ 17,786.75 | \$ 18,633.74 | (\$3,023.00) | (\$2,176.01) | (\$1,329.02) |
| REMSA | 16 | 18 | | | 18.0 | 2 | \$4,032.88 | \$4,436.17 | \$4,234.94 | \$ 4,446.69 | \$ 4,658.44 | (\$201.23) | \$10.52 | \$222.27 |
| Reno, City of | 1115.5 | 987 | 203 | 11 | 1,195.5 | 80 | \$281,167.47 | \$309,284.22 | \$281,270.69 | \$ 295,334.22 | \$ 309,397.76 | (\$28,013.53) | (\$13,950.00) | \$113.54 |
| Reno-Sparks Indian Colony | 49 | 58 | | | 58.0 | 9 | \$12,350.70 | \$13,585.77 | \$13,645.92 | \$ 14,328.22 | \$ 15,010.51 | \$60.15 | \$742.45 | \$1,424.74 |
| Sparks, City of | 407 | 414 | | | 414.0 | 7 | \$102,586.43 | \$112,845.07 | \$97,403.65 | \$ 102,273.83 | \$ 107,144.02 | (\$15,441.42) | (\$10,571.24) | (\$5,701.06) |
| Truckee Meadows Fire Protection District | 300.5 | 302 | | 14 | 309.0 | 9 | \$75,742.56 | \$83,316.82 | \$72,699.83 | \$ 76,334.82 | \$ 79,969.81 | (\$10,616.99) | (\$6,982.00) | (\$3,347.01) |
| Truckee Meadows Water Authority | 46 | 54 | | | 54.0 | 8 | \$11,594.53 | \$12,753.99 | \$12,704.82 | \$ 13,340.07 | \$ 13,975.31 | (\$49.16) | \$586.08 | \$1,221.32 |
| University of Nevada, Reno | 76 | 78 | | | 78.0 | 2 | \$19,156.19 | \$21,071.81 | \$18,351.41 | \$ 19,268.98 | \$ 20,186.55 | (\$2,720.39) | (\$1,802.82) | (\$885.25) |
| US Department of Veterans Affairs Police | 10 | 21 | | | 21.0 | 11 | \$2,520.55 | \$2,772.61 | \$4,940.76 | \$ 5,187.80 | \$ 5,434.84 | \$2,168.16 | \$2,415.20 | \$2,662.24 |
| Washoe County School District | 960.5 | 705 | 244 | 5 | 951.5 | (9) | \$242,098.93 | \$266,308.82 | \$223,863.71 | \$ 235,056.89 | \$ 246,250.08 | (\$42,445.12) | (\$31,251.93) | (\$20,058.75) |
| Washoe County | 1210.5 | 1162 | 39 | 12 | 1,207.0 | (4) | \$305,112.71 | \$335,623.98 | \$283,976.35 | \$ 298,175.16 | \$ 312,373.98 | (\$51,647.63) | (\$37,448.82) | (\$23,250.00) |
| Total | 6380 | 5,929.0 | 528.0 | 73.0 | 6,493.5 | 114 | | | | | | | | |
| | | | | | | | \$ 1,608,111.59 | \$1,768,922.75 | \$1,527,755.10 | \$1,604,142.86 | \$1,680,530.61 | (\$241,167.65) | \$ (164,779.89) | \$ (88,392.14) |
| | | | | | | | Cost Per Radio | \$252.06 | \$277.26 | \$235.27 | \$247.04 | \$258.80 | | |
| | | | | | | | | Current Cost | | Cost per radio annually for FY1/22 | | | | |