









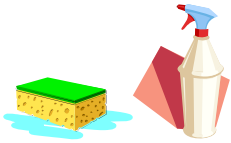






Washoe County Diapering Procedures For Child Care Centers

<p>1. Gather supplies:</p> <ul style="list-style-type: none"> • Disposable liner (optional) • Gloves (optional) 	
<p>2. Carry child to changing table</p> <ul style="list-style-type: none"> • Avoid contact with soiled clothing • Always keep one hand on child 	
<p>3. Unfasten soiled diaper</p>	
<p>4. Clean child:</p> <ul style="list-style-type: none"> • Use disposable wipes • Front to back 	
<p>5. Fold the used diaper over and secure it with tabs.</p> <ul style="list-style-type: none"> • <i>If gloves are worn, pull the gloves inside out over the secured diaper as the gloves are removed.</i> 	
<p>6. Dispose of all soiled/dirty materials in a receptacle:</p> <ul style="list-style-type: none"> • With a lining • With a tightly fitting lid • Used for diapering materials only • Kept out of reach of children 	
<p>7. Wipe hands (Caregiver and child)</p> <ul style="list-style-type: none"> • With a disposable wipe 	
<p>8. Apply skin care ointments as needed.</p> <ul style="list-style-type: none"> • Put onto a clean, single service, disposable item (like tissue or Q-tip) prior to application. • Individual ointment must be labeled with child's name! 	
<p>9. Diaper child/baby:</p> <ul style="list-style-type: none"> • Slide clean diaper under buttocks • Adjust and fasten • Re-dress 	
<p>10. Wash the child's hands with soap and water:</p> <ul style="list-style-type: none"> • May use disposable wipes if child is developmentally unable to wash their own hands <p>Return child to group</p>	
<p>11. Clean and sanitize</p> <ul style="list-style-type: none"> • Diaper changing table after each use • Dispose of table liner, if used 	
<p>12. Wash your hands!! (Caregiver)</p>	
<p>13. Document:</p> <ul style="list-style-type: none"> • Any skin problems • Any rash on the child • Unusual stool frequency, color, or odor 	
<p>14. Report above to parent or guardian at pick up</p>	