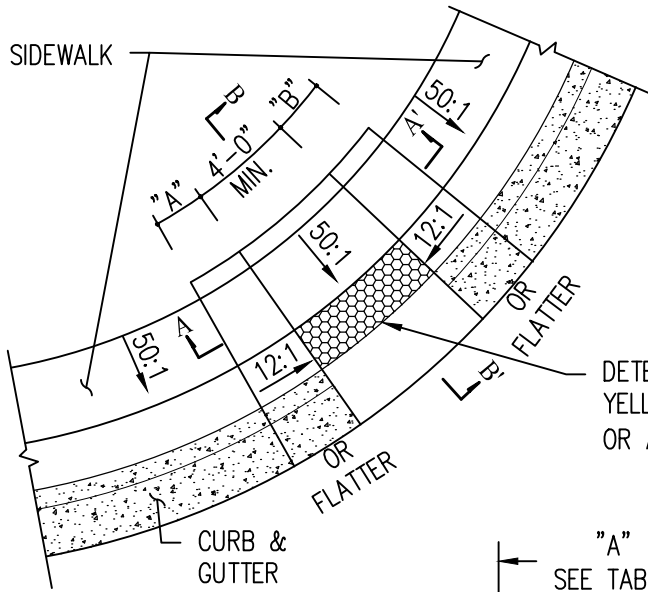
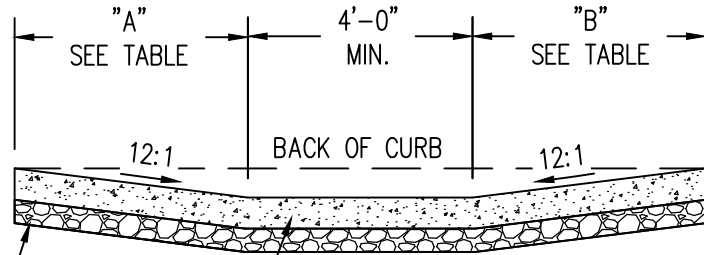


GRADE% "B" TO "A"	"A" MINIMUM	"B" MINIMUM
-6 TO -5.01	4' - 6"	21' - 6"
-5 TO -4.01	4' - 6"	15' - 0"
-4 TO -3.01	4' - 6"	12' - 0"
-3 TO -2.01	5' - 0"	9' - 6"
-2 TO -1.01	5' - 6"	8' - 0"
-1 TO 1	7' - 0"	7' - 0"
1.01 TO 2	8' - 0"	5' - 6"
2.01 TO 3	9' - 6"	5' - 0"
3.01 TO 4	12' - 0"	4' - 6"
4.01 TO 5	15' - 0"	4' - 6"
5.01 TO 6	12' - 6"	4' - 6"



PLAN
N.T.S.

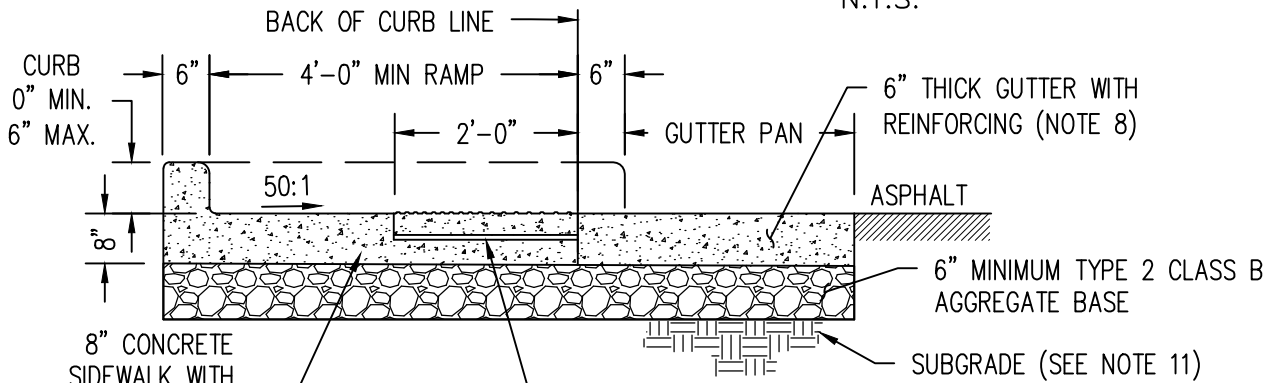
DETECTABLE TRUNCATED RED OR YELLOW DOMES BY ARMOR CAST, OR APPROVED EQUAL (2'x4')



SECTION A-A'
N.T.S.

6" MINIMUM TYPE 2 CLASS B AGGREGATE BASE

8" CONCRETE SIDEWALK WITH REINFORCING (SEE NOTE 8)



SECTION B-B'
N.T.S.

DETECTABLE TRUNCATED RED OR YELLOW DOMES BY ARMOR CAST, OR APPROVED EQUAL

DATE	REVISIONS



STANDARD DETAILS FOR PUBLIC WORKS CONSTRUCTION

PEDESTRIAN RAMP

SECTION NUMBER: 100
DRAWING NUMBER: W-133A
DATE: 2/21/2022