

**WORKER'S COMPENSATION
LOST TIME CLAIMS
1-1-14 THRU 12-31-14**

Report date 1-5-15

CURRENT STATUS	DEPARTMENT	DOI	DIAG	MECHANISM	LOST	REST
FD - PPD 3% - CLOSED	ADMINISTRATION	10-3-12	TEAR	REACHING FOR PAPER	21	277
FD - MMI - SUBRO PENDING	ANIMAL SERVICES	7-22-14	CRUSH INJURY	STRUCK BY CAR	13	39
FD - PPD 0% - CLOSED	COURTS	12-19-13	FRACTURE	SLIP/FALL ON ICE	31	0
FD - PPD 8% - CLOSED	LIBRARY	11-24-12	FRACTURE	TRIP/FALL OVER A BIN	42	237
FD - F/U 2-4	PUBLIC WORKS	4-7-11	STRAIN	SLIP/FALL ON ICE	179	66
PERM RESTS - 3%PPD -VOC REHAB	PUBLIC WORKS	1-6-14	STRAIN	LIFTING LARGE ROCK	92	92
FD - SUBRO RECD - CLOSED	PUBLIC WORKS	2-3-14	STRAIN	MOTOR VEHICLE ACCIDENT	7	0
OFF - SX 11-26 - F/U 12-30	PUBLIC WORKS	11-14-13	TEAR	MACHINE HANDLE JERKED & TWISTED HAND	36	112
REST - F/U 1-2	SOCIAL SERVICES	3-17-14	SPRAIN	TRIP/FALL OVER RUG	20	208
REST - F/U 1-14-15	SOCIAL SERVICES	7-7-14	MULTIPLE	FALL WHEN CHAIR ROLLED OUT FROM UNDER EMPLOYEE	14	57
FD - SUBRO RECD - CLOSED	PUBLIC WORKS	6-5-14	MULTIPLE	MOTOR VEHICLE ACCIDENT	42	0
OFF - SX 12-1 - F/U 1-18	SHERIFFS OFFICE	8-21-07	TEAR	SLIP NO FALL ON WET FLOOR	267	378
FD - PPD 0% - CLOSED	SHERIFFS OFFICE	6-10-13	TEAR	TRIP/FALL OVER FLOOR MAT	19	23
VOCATIONAL REHABILITATION	SHERIFFS OFFICE	8-8-13	MULTIPLE	STRUCK HEAD ON VAN FRAME	468	0
FD - PPD 10% - CLOSED	SHERIFFS OFFICE	10-1-13	CTS	REPETITIVE TYPING	14	52
FD - PPD 15%	SHERIFFS OFFICE	11-20-13	HERNIATION	PULLING ON HEAVY EQUIPMENT	14	101
FD - F/U FEB 2015	SHERIFFS OFFICE	1-17-14	HEART	ANNUAL PHYSICAL	7	0
FD - CLOSED	SHERIFFS OFFICE	3-12-14	STRAIN	SLIP/FALL ON WET FLOOR	20	7
FD - CLOSED	SHERIFFS OFFICE	4-15-14	TEAR	TWISTED DURING PURSUIT	17	149
REST - SURGERY 1-2-15	SHERIFFS OFFICE	5-14-14	FRACTURE	TRAINING	44	189
OFF - F/U 1-29	SHERIFFS OFFICE	8-28-14	TEAR	GRABBING ITEM DURING SEARCH	137	17
OFF - SURGERY 12-4 F/U 1-15-15	TECHNOLOGY SERVICES	4-14-05	MULTIPLE	MOTOR VEHICLE ACCIDENT	180	0

CP = CLOSURE PENDING

FD = FULL DUTY

F/U - FOLLOW UP DOCTORS APPOINTMENT DATE

MMI = HAS COMPLETED CARE

OFF = OFF WORK & RECEIVING DISABILITY

PPD = PERMANENT PARTIAL DISABILITY EVALUATION

REST = ON RESTRICTED DUTY

RTW - RETURN TO WORK

SUBRO - COLLECT COSTS FROM THE PARTY WHO CAUSED THE INJURY

TOTAL FOR CY2014

1684 2004

Injury Report for November 2014

DATE	DESCRIPTION	TYPE	CAUSE	HAZARDOUS CONDITION	UNSAFE ACT	CONTRIBUTING FACTOR	CORRECTIVE ACTION	IO or CLAIM
3-Nov	Reached into equipment to clear it	Strain	Overextension	Normal duties	Awkward body position	None	Employee was using broom	Claim
3-Nov	Repetitive motions	Tenosynovitis	Office equipment	Normal duties	Normal duties	None	Ergonomic evaluation - stretching/strengthening exercises	Claim
3-Nov	Putting on equipment	Strain	Duty belt	Normal duties	Normal duties	None	Stretching & strengthening exercises	Claim
3-Nov	Spit on	Possible BBP Exposure	Inmate	Normal duties	Normal duties	None	No safety recommendation	Claim
4-Nov	Slip/fall	Contusions	Ice	Ice on sidewalk (from sprinklers) between B & C	Inattention	Unsafe walkway	Facilities changed watering order - awareness training done by dept	IO
4-Nov	Slip/fall	Contusions	Ice	Ice on sidewalk (from sprinklers) Assessors employee entrance	Inattention	Unsafe walkway	Facilities changed watering order - awareness training done by dept	IO
5-Nov	Trip/fall	Contusions - twisted knee	Stepped on back of a childs shoe	Normal duties	Inattention	None	Remind all employees to pay attention	Claim
5-Nov	Struck by vehicle	Contusions & abrasions	Fleeing driver struck employee with his car	Normal duties	Normal duties	Act of another	No safety recommendations	IO
5-Nov	Annual physical	Heart	Physical stopped	Normal duties	None	None	Referred for further medical evaluation	IO
7-Nov	Struck by door	Contusions	Person opened door that went over employees foot	None	Inattention - improper body placement	Act of another	Reminder to all employees to pay attention to surroundings	IO
8-Nov	Fall down 3 stairs	Contusions	Unknown reason for fall	None	Inattention	Not using handrail	Reminder to all employees to pay attention	IO
14-Nov	"Rolled" ankle while walking	Pain	Unknown reason	None	Improper body movement	None	Reminder to all employees to pay attention	IO
14-Nov	Fingers pushed back	Strain	Object being moved fell	Object on dolly not secure	Improper body placement	Inattention	Secure equipment so it doesn't shift when moved	IO
14-Nov	Struck against sharp edge	Laceration	Cardboard box	Normal duties	Improper body placement	None	Use care	IO
14-Nov	Chest pains	Chest pains	At home	Normal duties	Normal duties	None	No safety recommendation	Claim
17-Nov	Heart disease	Heart disease	Normal duties	Normal duties	Normal duties	None	No safety recommendation	Claim

Injury Report for November 2014

DATE	DESCRIPTION	TYPE	CAUSE	HAZARDOUS CONDITION	UNSAFE ACT	CONTRIBUTING FACTOR	CORRECTIVE ACTION	IO or CLAIM
17-Nov	Twisted while running to emergency	Sprain	Normal duties	Normal duties	Normal duties	None	Stretching & strengthening exercises	Claim
17-Nov	Slip/fall	contusions	Marble floor	Normal duties	Inattention	None	Pay attention	Claim
19-Nov	Dog bite	Puncture	Injured dog	Normal duties	Normal duties	None	Use gloves when possible	Claim
22-Nov	Stress claim	Unknown	Unknown	Normal duties	None	None	Referred for further medical evaluation	IO
26-Nov	Struck by sharp tool	Laceration	Hedge trimmer	Normal duties	Improper body placement	Lack of training - inattention - lack of PPE	Training - use PPE (chainsaw chaps)	IO
29-Nov	Lifting / moving heavy object	Strain	Log	Normal duties	Improper body placement	None	Request assistance from co-worker - use material handler	Claim

NOVEMBER 2014

CLAIMS	11
INCIDENTS	11
Total	22

Injury Report for December 2014

DATE	DESCRIPTION	TYPE	CAUSE	HAZARDOUS CONDITION	UNSAFE ACT	CONTRIBUTING FACTOR	CORRECTIVE ACTION	IO or CLAIM
1-Dec	Fall from last step of ladder	Sprain	Ladder	Normal duties	Inattention	None	Remind all employees to pay attention	Claim
3-Dec	Controlling unruly inmate	Sprain	Inmate	Normal duties	Normal duties	Act of another	No safety recommendations	Claim
4-Dec	Stumble (no fall)	Strain	Unseen difference in flooring level	Normal duties	Normal duties	Residences contain unknown obstacles	Employee must focus on search so no safety recommendations	IO
5-Dec	Lifting/moving heavy objects	Strain	Lifting/moving heavy objects on trailer	Normal duties	Normal duties	Design of trailer does not allow use of material movers	Use proper body position, consider using different trailer for task	IO
6-Dec	Tool being held was forcefully moved	Fracture	Snare	Normal duties	Unexpected movement	Inattention	Training	Claim
7-Dec	Spit on	Possible BBP exposure	Inmate	Normal duties	Normal duties	Act of another	Wear PPE whenever possible	Claim
9-Dec	Overexertion moving chair	Sprain	Chair wheels caught on mat	Normal duties	Unexpected movement	None	No safety recommendations	Claim
10-Dec	Puncture by unseen sharp object during search	Puncture - Possible BBP exposure	Safety pin	Normal duties	Normal duties	None	Wear PPE whenever possible	Claim
10-Dec	Dog bite	Puncture	Dog bite	Normal duties	Normal duties	Normal duties	No safety recommendation	IO
10-Dec	Moving chair	Laceration	Unknown cause	None	Unknown	None	No safety recommendation	IO
10-Dec	Fainted	Laceration	Unknown cause	None	Unknown	None	No safety recommendation	IO
11-Dec	Fall when pushed to the ground	Contusions	Large gust of wind	Windy day	Running to cross street	None	Remind all employees to use care and keep feet on the ground in poor weather conditions	IO
11-Dec	Struck by cage door	Laceration	Cage door	Windy day	Normal duties	None	Secure cage door	IO
11-Dec	Struck by vehicle	Strain - Contusions	Motor vehicle	Normal duties	Unexpected movement	Act of another (co-worker)	Driver to ensure all persons are safely in vehicle before beginning to drive	Claim
11-Dec	Slip / fall	Strain	Soft ground "gave way" under employees feet	Normal duties	Unexpected movement	None	Remind all employees to be aware of situations	Claim
16-Dec	Annual physical	Hearing loss	Hearing loss	Normal duties	Normal duties	None	No safety recommendations	Claim

Injury Report for December 2014

DATE	DESCRIPTION	TYPE	CAUSE	HAZARDOUS CONDITION	UNSAFE ACT	CONTRIBUTING FACTOR	CORRECTIVE ACTION	IO or CLAIM
16-Dec	Jarred when elevator stopped abruptly	Pain	Elevator	Disfunctioning elevator	None	Ineffecient inspection?	Elevators inspected and repaired by Contractor	IO
16-Dec	Jarred when elevator stopped abruptly	Pain	Elevator	Disfunctioning elevator	None	Ineffecient inspection?	Elevators inspected and repaired by Contractor	IO
16-Dec	Jarred when elevator stopped abruptly	Pain	Elevator	Disfunctioning elevator	None	Ineffecient inspection?	Elevators inspected and repaired by Contractor	IO
17-Dec	Struck against object	Strain - Contusions	Throwing objects in dumpster	Normal duties	Unsafe body position	None	Use material handlers and ladder when possible - pay attention	Claim
18-Dec	Defensive Tactics Training	Strain	Physical training	Normal duties	Normal duties	None	Stretching - strengthening exercises	Claim
19-Dec	Struck against object	Contusion	Fixture in cell	Normal duties	Normal duties	None	No safety recommendations	Claim
30-Dec	Slip - no fall	Sprain	Wet shoes - slippery floor	Normal duties	Normal duties	At residence, no control over area	Consider shoe overlays	Claim

DECEMBER 2014

CLAIMS	13
INCIDENTS	10
Total	23

**WORK COMP
CLAIMS HISTORY**

AS OF: 12/31/2014

FY	CLAIMS	PAID	RESERVE	THIRD PARTY RECOVERY	CARRIER REIMBURSED	NET INCURRED	AVG COST / CLAIM (INCURRED)	ACTIVE OPEN CLAIMS	LONG TERM OPEN
82-99	2179	13,202,305	2,469,120	0	316,721	15,354,704	7,047		12
2000	191	328,083	0	0	0	328,083	1,718		
2001	156	914,065	645,998	0	0	1,560,063	10,000		1
2002	197	1,249,408	773,141	0	0	2,022,549	10,267		2
2003	190	1,863,552	1,195,052	185,512	0	2,873,092	15,122		4
2004	219	1,777,124	1,387,580	2,375	0	3,162,329	14,440		2
2005	267	1,689,727	283,110	168,730	0	1,804,107	6,757	1	2
2006	207	1,053,425	159,376	87,718	0	1,125,083	5,435		3
2007	243	923,647	30,872	10,227	0	944,292	3,886		1
2008	186	692,534	45,648	82,210	0	655,972	3,527	1	1
2009	204	994,686	140,438	19,170	0	1,115,954	5,470		3
2010	201	2,194,681	1,155,772	440	0	3,350,013	16,667		4
2011	217	1,808,428	416,004	5,786	0	2,218,646	10,224	1	6
2012	231	1,744,212	1,302,531	4,168	0	3,042,575	13,171	1	4
2013	218	1,512,936	1,069,166	40,326	0	2,541,776	11,660	5	5
2014	205	835,697	550,808	19,547	0	1,366,958	6,668	23	
2015	91	103,645	288,005	768	0	390,882	4,295	45	
TOTALS	5,402	32,888,155	11,912,621	626,977	316,721	43,857,078	8,119	77	50
								TOTAL OPEN:	127

NOTE: FINANCIAL TRANSACTIONS ARE ATTACHED TO THE DATE OF INJURY - NOT TO THE DATE PAYMENT IS MADE

All Reports of Injuries/Illnesses for FY 15 - By Department

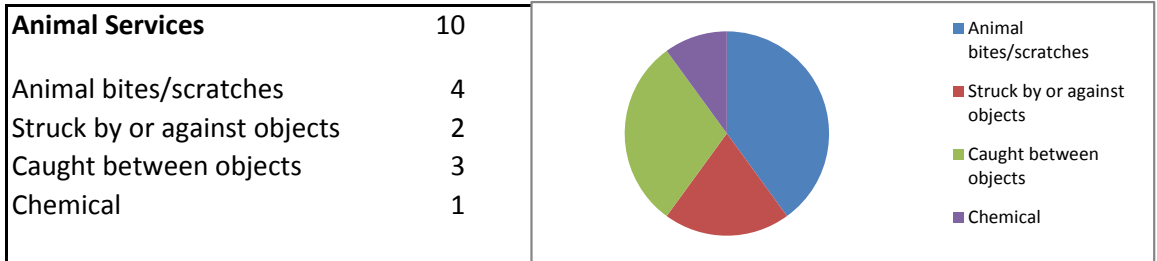
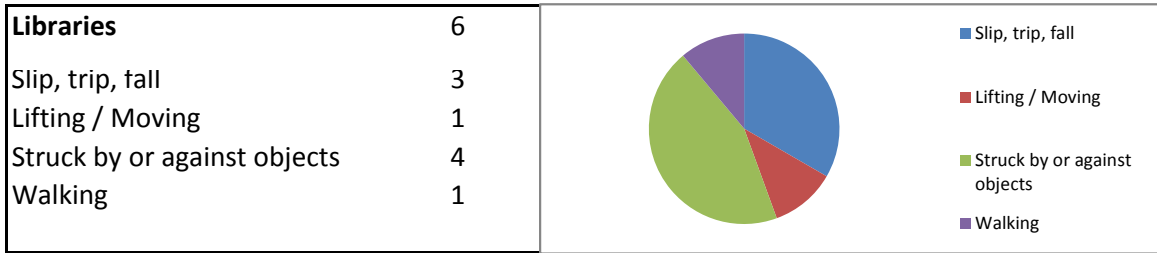
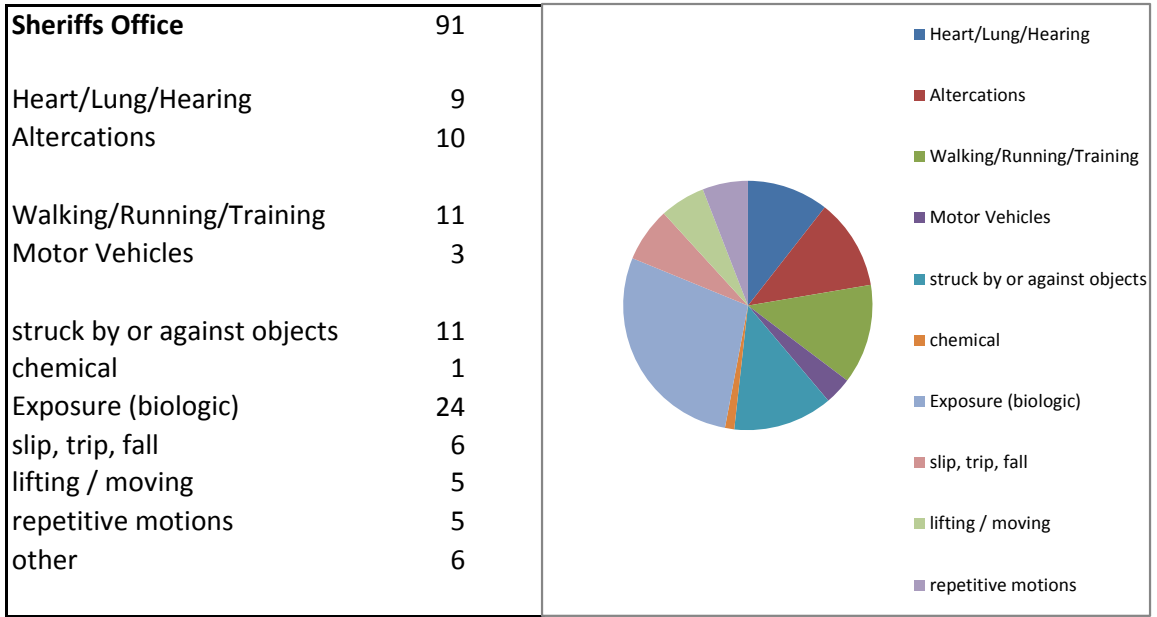
as of 1-5-15

DEPT	# of reports
Alternative Sentencing	1
Animal Services	10
Assessors	3
Building & Safety	1
District Attorneys	8
District Court	3
Health	4
Juvenile Services	3
Libraries	9
Managers Office	1
Medical Examiner	3
Parks	3
Recorders Office	1
Registrar of Voters	1
Roads	8
Sheriffs Office	91
Social Services	6
Treasurers	1
Water	3
	<hr/>
	160

Highlighted numbers are represented in the following graphs

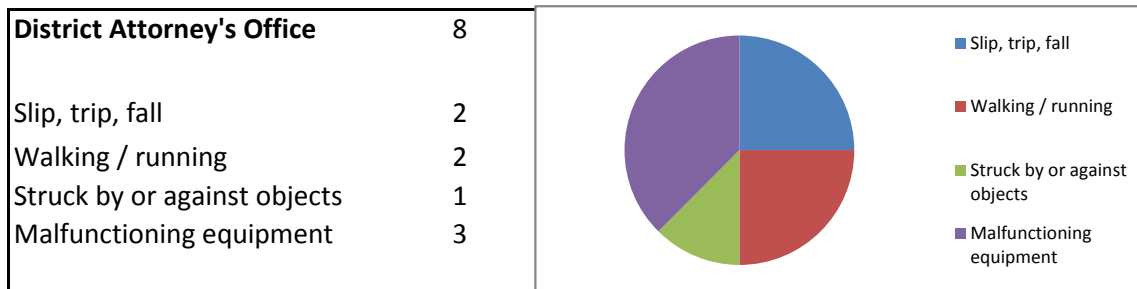
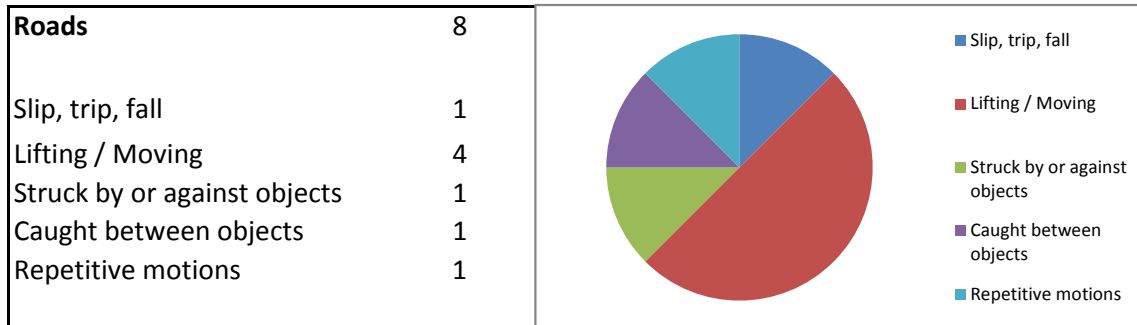
All Reports of Injuries/Illnesses for FY 15 - By Department

as of 1-5-15



All Reports of Injuries/Illnesses for FY 15 - By Department

as of 1-5-15



Comparison of Claims by Fiscal Year

FY 13

	CLAIMS	IR'S	TOTAL	DENIED
JULY	19	9	28	7
AUGUST	27	12	39	3
SEPT	17	9	26	1
OCT	20	5	25	2
NOV	17	13	30	3
DEC	19	8	27	0
JAN	17	7	24	1
FEB	15	5	20	2
MAR	18	11	29	2
APR	21	5	26	3
MAY	12	6	18	3
JUN	16	8	24	0
	218	98	316	27

FY14

	CLAIMS	IR"S	TOTAL	DENIED
	17	19	36	2
	16	5	21	3
	18	8	26	6
	21	11	32	4
	17	9	26	1
	14	5	19	0
	27	10	37	3
	11	12	23	3
	15	12	27	2
	18	5	23	5
	18	8	26	4
	13	8	21	0
	205	112	317	33

FY15

	CLAIMS	IR"S	TOTAL	DENIED
	17	6	23	1
	10	12	22	3
	19	22	41	2
	22	7	29	2
	11	11	22	1
	13	10	23	0
	92	68	160	9