



FY2025 Budget

Manager's Recommended Budget Presentation

April 16, 2024



Agenda

1. County Manager Opening
2. Strategic Planning Direction
3. Fiscal Year 2024 Mid-Year Update – General Fund
4. Fiscal Year 2025 Financial Outlook and Recommended Budget – General Fund
5. Fiscal Year 2025 Financial Outlook and Recommended Budget – Other Funds
6. Next Steps
7. Thank You! Questions?

Strategic Planning Direction



On October 24, 2023, the Board of County Commissioners held a Strategic Planning Workshop and provided direction on its strategic goals to staff. The Board met to revisit its Strategic Plan and set budgetary priorities to ensure high-priority community projects rise to the top of the items funded in the upcoming budget cycle. The Board's vision sets the guidance, and the execution of that vision is set forth in the following initiatives:

Strategic Focus areas:

- Mental Health
- Senior Services
- Infrastructure

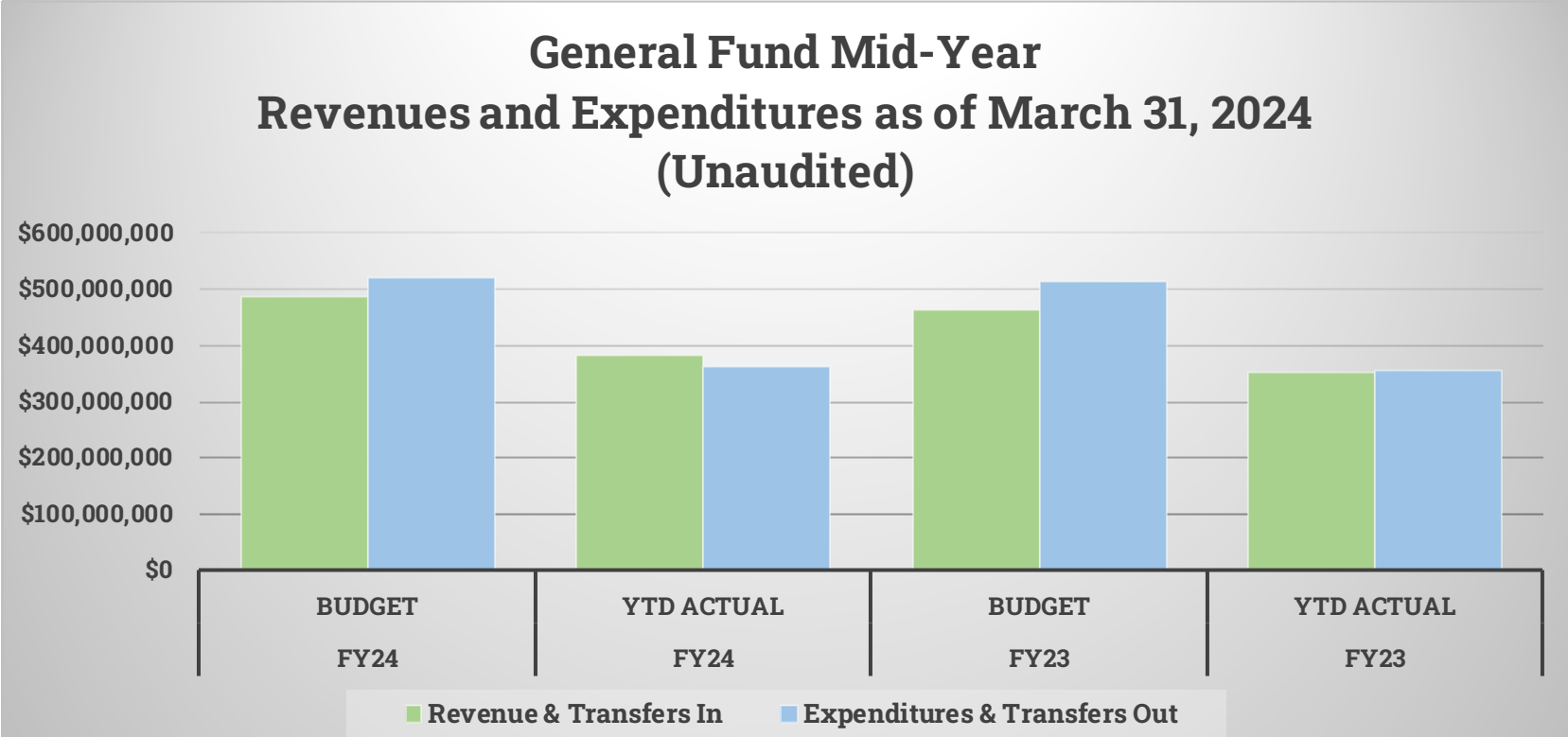
FY 2024 Year-to-Date Review





Fiscal Year 2024 Year-To Date - General Fund

Budget is Tracking within Normal Range



General Fund FY24 vs. FY23	FY24	FY24	% of	FY23	FY23	% of
Year-to-Date July-March	Budget	YTD Actual	Budget	Budget	YTD Actual	Budget
Revenue & Transfers In	\$ 485,426,777	\$ 382,889,187	79%	\$ 462,729,562	\$ 352,950,454	76%
Expenditures & Transfers Out	\$ 519,895,757	\$ 364,190,240	70%	\$ 513,773,527	\$ 355,755,115	69%
Net Revenue/(Expenditures)	\$ (34,468,979)	\$ 18,698,947		\$ (51,043,965)	\$ (2,804,661)	

FY 2025 General Fund Financial Outlook and Recommended Budget



Economic Outlook



County

- YTD Taxable Sales up 2.1% (July 2023 – January 2024)
 - Down from 2.9% July-Dec 2023
 - YTD Consolidated Tax Distributions are up 1.7% (July 2023 – January 2024)
 - Down from 2.0% July-Dec 2022
 - 4.2% Unemployment (Feb 2024)
 - Up from 3.9% in Dec 2023
 - Governor's Office certified population for Fiscal Year 2025 = 508,759
 - Up 7,124, or 1.42% from Fiscal Year 2024
 - Housing Market
 - March 2024 Median Sold Price = \$529,587, up \$789, or 0.1% from last year
 - March 2024 Average Sale Time = 92 days, down from 99 days, or 6.9%, from last year
 - <https://www.rockethomes.com/real-estate-trends/nv/washoe-county>
 - In a January 10, 2024, Las Vegas Review-Journal article Brian Bonnenfant, project manager for the Center for Regional Studies at UNR said:
 - "Through November, one out of every four existing homes were cash purchases," and
 - "Nearly 30% of Washoe County home sales in October were all-cash." (record-breaking) and
 - "The biggest demographic age range moving to the area is 20-29 year olds"
- (<https://www.reviewjournal.com/business/housing/all-cash-homebuyers-in-northern-nevada-hit-record-high-2979309/>)

Financial Outlook - Summary



General Considerations

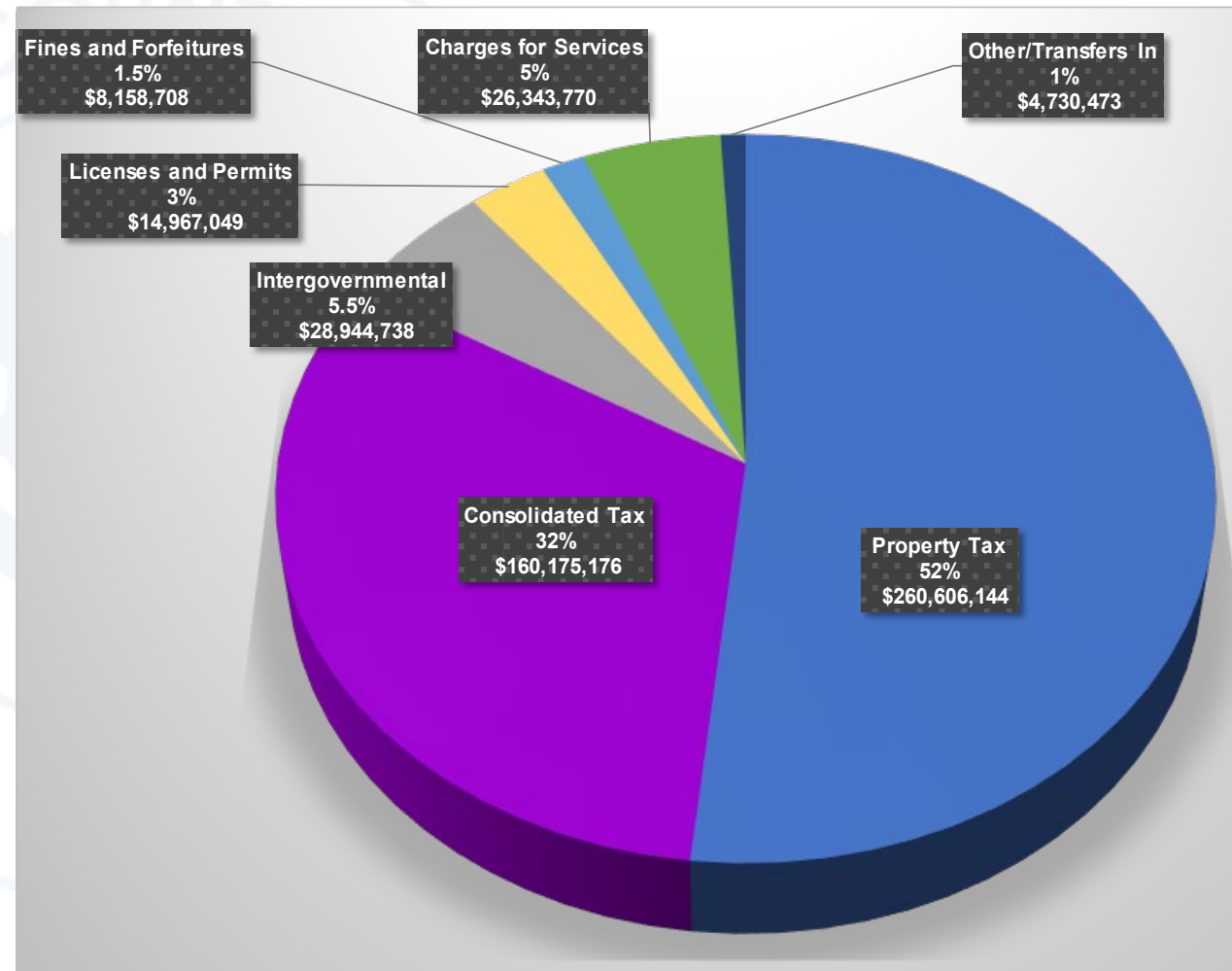
- Expenditures are growing faster than revenues
- FY25 Base Budget (no enhancements) reflected a structural deficit (~\$7.4M)
- Ongoing Collective Bargaining
- Additional Unquantified Cost Escalations (i.e., RFP items)
- Sustainability
 - Ongoing Fiscal Year 2024 investments, including personnel
 - Updated Five-Year Forecast (FY26-FY30) shows a 5.1% average revenue/sources increase with a 5.3% average expenditure/uses increase; FY28 through FY30 reflect accelerating impacts



Fiscal Year 2025 - General Fund Revenues/Sources - \$503.9 Million

Revenue Assumptions (compared to FY24 Estimates)

- Property Tax Increase of 8.2%
- C-Tax Increase of 2.0%
- Charges for Services Increase of 7.6%
- Licenses and Permits Increase of 2.1%
- Smaller Revenues Increase of 2.3%
 - State Demographer Projection/
Historical Trends



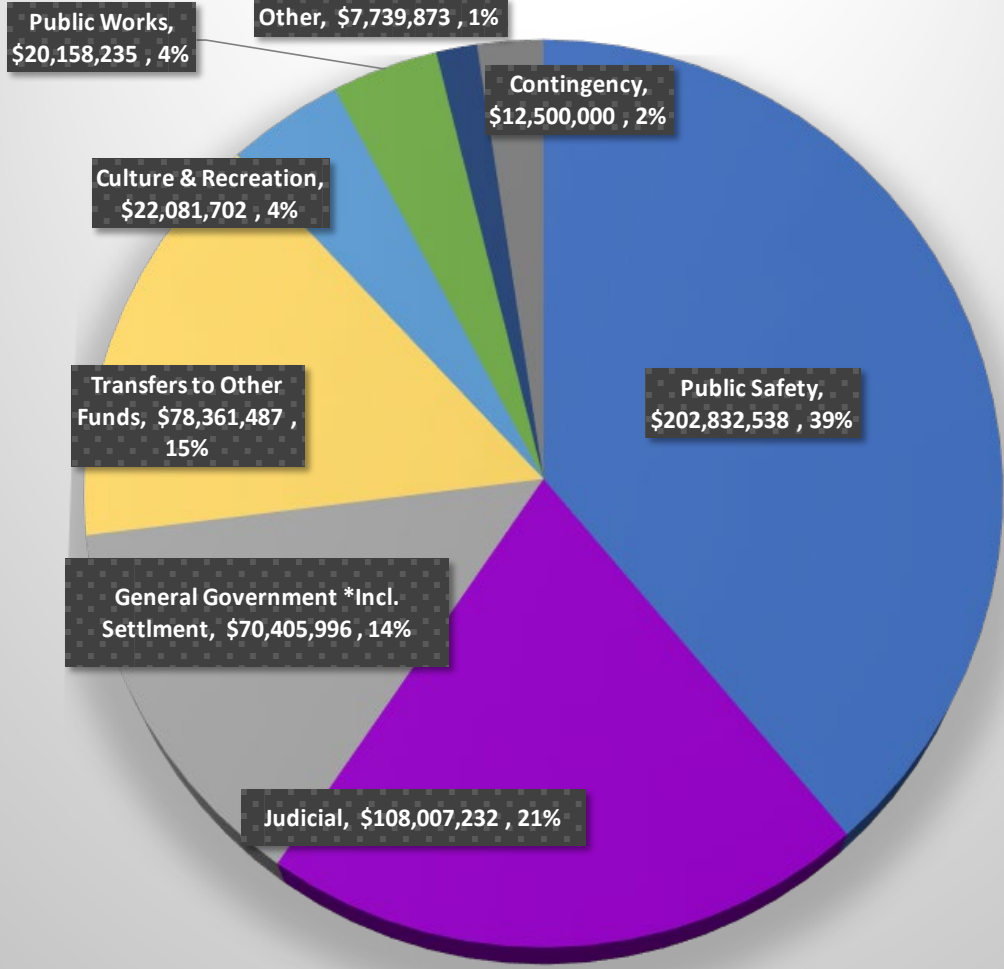
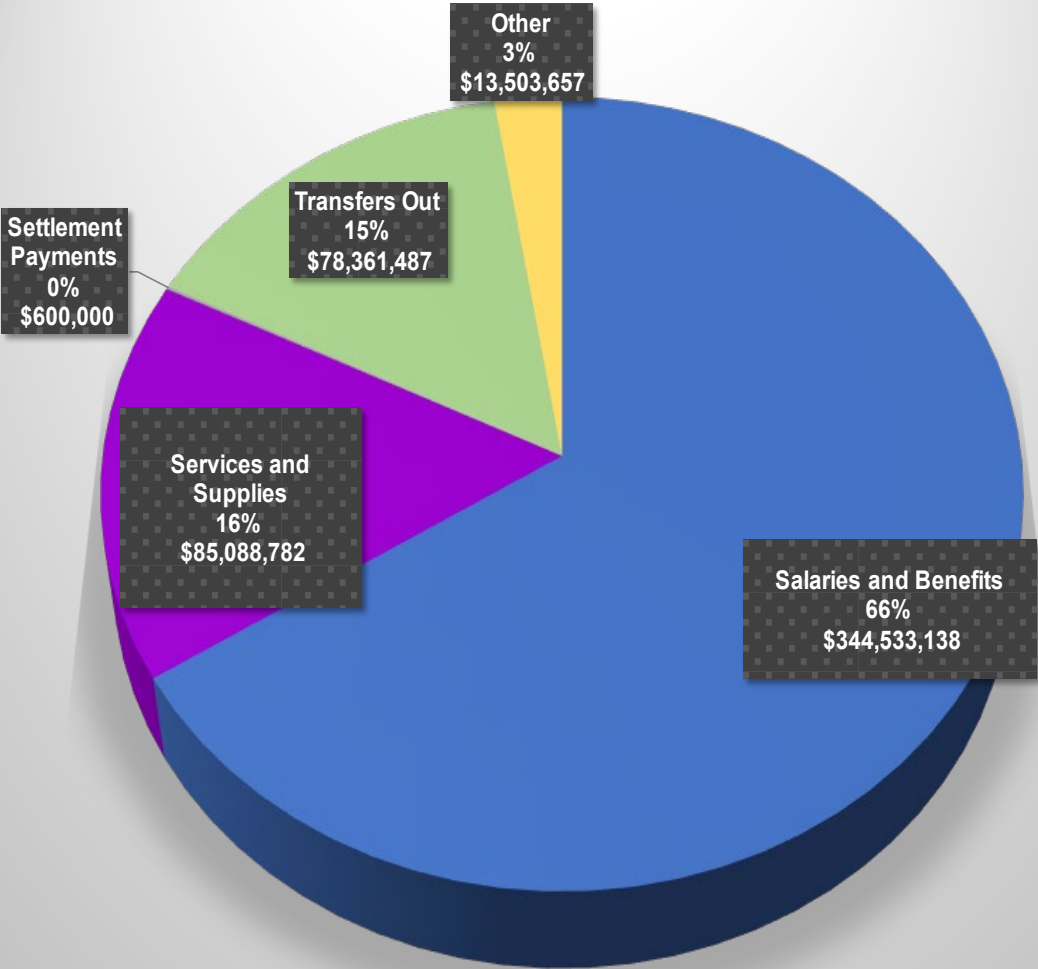


Fiscal Year 2025 - General Fund Appropriations - \$522 Million

- Major Strategic Initiatives
 - Mental Health
 - Staffing increase for the West Hills Facility operations – 2 positions (fully offset through reallocation and abolishment of one vacant position)
 - Services for Seniors (addressed in other funds)
 - Competency Court Funding – 11 positions (enhancement)
 - District Court – 1; Alternate Public Defender – 2; District Attorney – 4; Public Defender - 4



Appropriation Summary by Type and Function - \$522 Million





General Fund Expenditures – 15 New Positions (14 Net)

Function	Department	Net FTE Change
Judicial – Competency Court:	Alternate Public Defender 1.0 Deputy Public Defender; 1.0 Family Court Investigative Specialist	2.0
	District Attorney 2.0 Deputy District Attorneys; 1.0 DA Investigator; 1.0 Legal Assistant	4.0
	District Court 1.0 District Court Clerk	1.0
	Public Defender 2.0 Deputy Public Defenders; 1.0 Family Court Investigative Specialist; 1.0 Legal Assistant	<u>4.0</u>
	Total Judicial	11.0

Function	Department	Net FTE Change
Public Works/ Infrastructure:	Community Services West Hills Operations: 1.0 Facility Technician; 1.0 Building Systems Control Specialist (fully offset with reallocation and abolishment of one vacant position)	1.0
	Short Term Rentals; 2.0 Planning Technicians	<u>2.0</u>
	Total Public Works/Infrastructure	3.00



General Fund Sources & Uses

Washoe County FY 2025 General Fund Tentative Budget						
Sources and Uses	FY 2023 Actual	FY 2024 Final	FY 2024 Estimated	FY 2025 Tentative	FY25 Tent. vs. FY24 Year-End Estimate	
					% Var.	\$ Var.
Revenues and Other Sources:						
Taxes	223,289,269	240,903,476	240,823,476	260,606,144	8.2%	19,782,668
Licenses and permits	15,216,885	14,991,179	14,666,179	14,967,049	2.1%	300,870
Consolidated taxes - Actual Dists	155,479,809	163,188,625	157,034,486	160,175,176	2.0%	3,140,690
SCCRT AB104	19,433,184	20,622,188	19,627,515	19,823,791	1.0%	196,276
Other intergovernmental	9,450,870	8,836,895	9,167,749	9,120,947	-0.5%	(46,802)
Charges for services	23,853,611	24,541,748	24,479,633	26,343,770	7.6%	1,864,137
Fine and forfeitures	7,122,474	7,120,382	7,064,382	8,158,708	15.5%	1,094,326
Miscellaneous	9,958,835	4,433,260	4,434,036	3,984,305	-10.1%	(449,730)
Total revenues	463,804,937	484,637,753	477,297,456	503,179,890	5.4%	25,882,434
Other sources, transfers in	3,986,286	741,723	741,723	746,168	0.6%	4,445
TOTAL SOURCES	467,791,224	485,379,476	478,039,179	503,926,058	5.4%	25,886,879



General Fund Sources & Uses

Washoe County FY 2025 General Fund Tentative Budget						
Sources and Uses	FY 2023 Actual	FY 2024 Final	FY 2024 Estimated	FY 2025 Tentative	FY25 Tent. vs. FY24 Year-End Estimate	
					% Var.	\$ Var.
Expenditures and Other Uses:						
Salaries and wages	186,516,419	207,674,955	205,284,276	220,511,251	7.4%	15,226,976
Employee benefits	91,328,634	118,919,027	115,590,408	124,021,886	7.3%	8,431,478
Services and supplies	72,469,888	82,733,328	84,031,841	85,088,782	1.3%	1,056,942
Settlement payments (one-time)	7,143,256	6,000,000	1,500,000	600,000	-60.0%	(900,000)
Capital outlay	9,750,820	1,262,402	1,866,227	1,003,657	-46.2%	(862,570)
Debt Service (GASB 87)	3,812,047	-	-	-		-
Total expenditures	371,021,065	416,589,712	408,272,752	431,225,577	5.6%	22,952,825
Transfers out	69,801,854	76,300,878	76,300,878	78,361,487	2.7%	2,060,609
Transfers out (one-time)	37,996,175	17,734,000	17,734,000	-	-100.0%	(17,734,000)
Contingency	-	5,510,355	5,415,355	12,500,000	130.8%	7,084,645
TOTAL USES	478,819,093	516,134,945	507,722,985	522,087,064	2.8%	14,364,079
Net Change in Fund Balance	(11,027,870)	(30,755,469)	(29,683,806)	(18,161,006)		
Beginning Fund Balance	164,600,181	128,716,364	153,572,312	123,888,506		
Ending Fund Balance	153,572,312	97,960,895	123,888,506	105,727,500		
Unassigned Ending Fund Balance	\$138,286,245	\$ 86,088,192	\$113,843,676	\$ 96,118,352		
Unassigned Ending Fund Balance %	29.5%	16.9%	22.7%	18.9%		

*as % of Expense & Transfers less Capital

FY 2025 Recommended Budget – Other Funds





Other Fund Expenditures – 10.0 New Positions

Function	Department	Net FTE Change
Public Safety:	Animal Services	
	1.0 Animal Services Assistant; 1.0 Animal Services Dispatcher	<u>2.0</u>
	Total Public Safety	2.0

Function	Department	Net FTE Change
Other/ Infrastructure:	Community Services	
	1.0 Project Manager	1.0
	Utilities	
	3.0 Plant Operator I, 2.0 Plant Operator II, 1.0 Plant Operator III	<u>6.0</u>
	Total Other/Infrastructure	7.00

Function	Department	Net FTE Change
Welfare:	Human Services	
	Senior Services	
	1.0 Eligibility Certification Specialist	<u>1.0</u>
	Total Welfare	1.0

As with the General Fund, other funds need to support ongoing Fiscal Year 2024 investments, including personnel:

- Additional 26 positions (Welfare, Health, Public Safety, Utilities, Risk Mgt., Culture & Rec.)
- Classification & Compensation Studies
- PERS increase
- OPEB increase



Other Governmental Funds – Sources Totaling \$373.4 Million

ESTIMATED REVENUES AND OTHER RESOURCES GOVERNMENTAL FUNDS					
GOVERNMENTAL FUNDS	AD VALOREM TAXES	OTHER REVENUES	OTHER FINANCING SOURCES OTHER THAN TRANSFERS IN	OPERATING TRANSFERS IN	TOTAL REVENUE & OTHER SOURCES
Health	-	29,329,754	-	9,516,856	38,846,610
Library Expansion	4,511,097	15,000	-	-	4,526,097
Animal Services	6,766,645	665,000	-	-	7,431,645
Marijuana Establishments	-	1,200,000	-	-	1,200,000
Regional Communication System	-	5,280,814	-	27,372	5,308,186
Reg. Computer Aided Dispatch/Records Mgt.	-	1,930,526	-	-	1,930,526
Regional Permits System	-	658,341	-	109,000	767,341
Indigent Tax Levy	13,533,291	7,904,239	-	24,102,463	45,539,993
Homelessness Fund	-	1,754,641	-	35,989,103	37,743,744
Child Protective Services	9,022,194	54,115,517	-	12,585,763	75,723,474
Senior Services	2,255,548	924,450	-	3,757,420	6,937,418
Enhanced 911	-	7,018,203	-	-	7,018,203
Regional Public Safety	-	1,036,738	-	-	1,036,738
Central Truckee Meadows Remediation Dist	-	1,307,858	-	-	1,307,858
Truckee River Flood Mgt Infrastructure	-	15,431,112	-	-	15,431,112
Roads Special Revenue Fund	-	11,928,580	-	6,500,253	18,428,833
Other Restricted Special Revenue	2,255,548	26,952,615	-	-	29,208,163
Capital Facilities Tax	11,277,743	30,000	-	-	11,307,743
Parks Construction	-	2,494,596	-	-	2,494,596
Capital Improvements Fund	-	14,205,567	-	32,832,436	47,038,003
Washoe County Debt Ad Valorem	2,255,548	-	-	-	2,255,548
Washoe County Debt Operating	-	-	-	11,178,197	11,178,197
SAD Debt	-	759,800	-	-	759,800
TOTAL OTHER GOVERNMENTAL FUNDS	51,877,614	184,943,351	-	136,598,863	373,419,828



Other Governmental Funds – Uses Totaling \$466 Million

ESTIMATED EXPENDITURES AND OTHER USES GOVERNMENTAL FUNDS							
GOVERNMENTAL FUNDS	SALARIES AND WAGES	EMPLOYEE BENEFITS	SERVICES & SUPPLIES	CAPITAL OUTLAY	CONTINGENCIES AND OTHER USES	OPERATING TRANSFERS OUT	TOTAL APPROPRIATIONS
Health	17,711,221	9,390,379	7,510,434	197,444	-	9,463,000	44,272,479
Library Expansion	1,630,411	826,809	2,006,853	-	-	124,628	4,588,701
Animal Services	3,713,171	2,034,538	2,196,654	302,000	-	-	8,246,362
Marijuana Establishments	-	-	113,000	-	-	1,087,000	1,200,000
Regional Communication System	622,721	297,955	1,285,767	190,000	-	2,889,142	5,285,585
Reg. Computer Aided Dispatch/Records Mgt.	-	-	-	-	-	1,930,526	1,930,526
Regional Permits System	-	-	926,661	-	-	-	926,661
Indigent Tax Levy	1,287,744	705,466	16,216,148	-	-	29,707,991	47,917,348
Homelessness Fund	8,771,434	4,821,306	25,079,522	-	-	-	38,672,261
Child Protective Services	27,634,419	14,997,520	36,651,407	119,200	-	-	79,402,546
Senior Services	3,409,177	1,945,172	2,297,481	-	-	-	7,651,830
Enhanced 911	231,028	124,149	6,184,308	1,000,000	-	1,250,000	8,789,485
Regional Public Safety	444,412	241,613	480,640	486,000	-	-	1,652,664
Central Truckee Meadows Remediation Dist	715,825	379,230	1,913,945	-	-	-	3,009,000
Truckee River Flood Mgt Infrastructure	803,213	416,140	11,722,834	-	-	2,488,925	15,431,112
Roads Special Revenue Fund	4,790,221	2,612,071	7,989,685	4,306,000	-	-	19,697,977
Other Restricted Special Revenue	10,115,042	5,713,174	8,865,922	458,874	-	4,867,332	30,020,343
Capital Facilities Tax	-	-	8,059,373	-	-	5,175,000	13,234,373
Parks Construction	-	-	1,848,333	7,275,763	-	-	9,124,095
Capital Improvements Fund	97,415	47,247	1,984,590	108,504,966	-	-	110,634,218
Washoe County Debt Ad Valorem	-	-	2,855,835	-	-	-	2,855,835
Washoe County Debt Operating	-	-	11,178,197	-	-	-	11,178,197
SAD Debt	-	-	247,164	-	-	-	247,164
TOTAL GOVERNMENTAL FUNDS	81,977,453	44,552,769	157,614,751	122,840,247	-	58,983,544	465,968,764

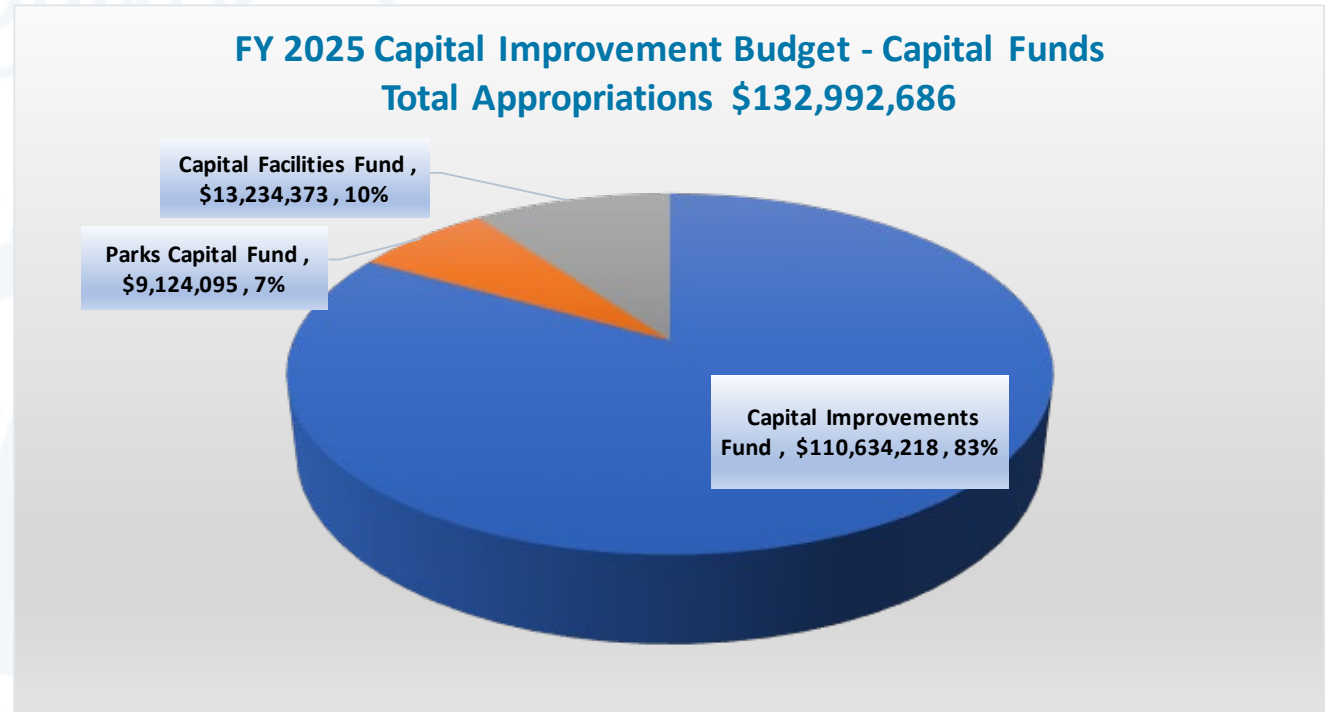


Capital Improvement Highlights – Total \$132.9M

WASHOE COUNTY CAPITAL IMPROVEMENTS PROGRAM FISCAL YEAR 2025 NEW PROJECTS	
CAPITAL IMPROVEMENT FUND	Amount
FY25 Recommended New Projects	
911 Parr Parking Lot Rehabilitation Phase II Funded with FY25 \$12M General Fund Transfer	12,000,000
Capital Projects Grant Match Funded with prior year General Fund Transfers	3,000,000
Ninth Street Data Center Upgrade Funded with prior year General Fund Transfers	464,200
New Capital Projects Included in CIP Fund	\$ 15,464,200

PARKS CAPITAL FUND	Amount
FY25 Recommended New Projects	
South Valleys Regional Park Master Plan Implementation	759,500
Lazy 5 Park Drainage Improvements	150,000
New Capital Projects Included in Parks CIP Fund	\$ 909,500

CAPITAL FACILITIES FUND	Amount
FY25 Recommended New Projects	
One-Time Transfer to Roads Fund	3,000,000
New Capital Projects Included in Capital Facilities Fund	\$ 3,000,000

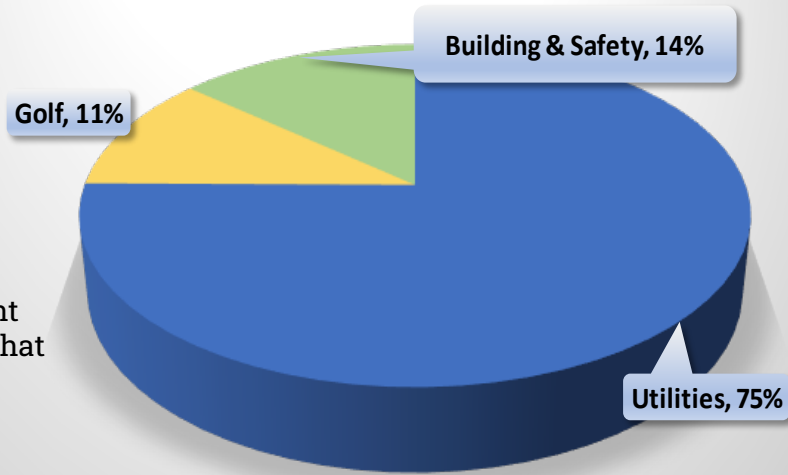


No one-time General Fund transfers in FY25.
One-time transfers (FY23 & FY24) are recommended to support:
Grant Match
Ninth Street Data Center Upgrade
Capital Projects Project Manager



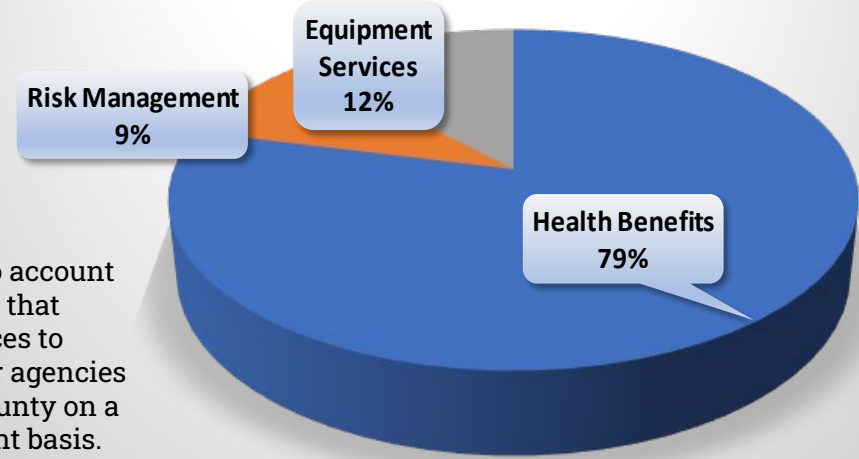
Proprietary Funds – Totaling \$134.4 Million

Enterprise Funds



Established to account for those operations that are financed and operated in a similar manner to private business. [Defined in NRS 354.517]

Internal Service Funds



Established to account for operations that provide services to other dept's or agencies within the County on a reimbursement basis. [Defined in NRS 354.543]

PROPRIETARY AND NON EXPENDABLE TRUST FUNDS

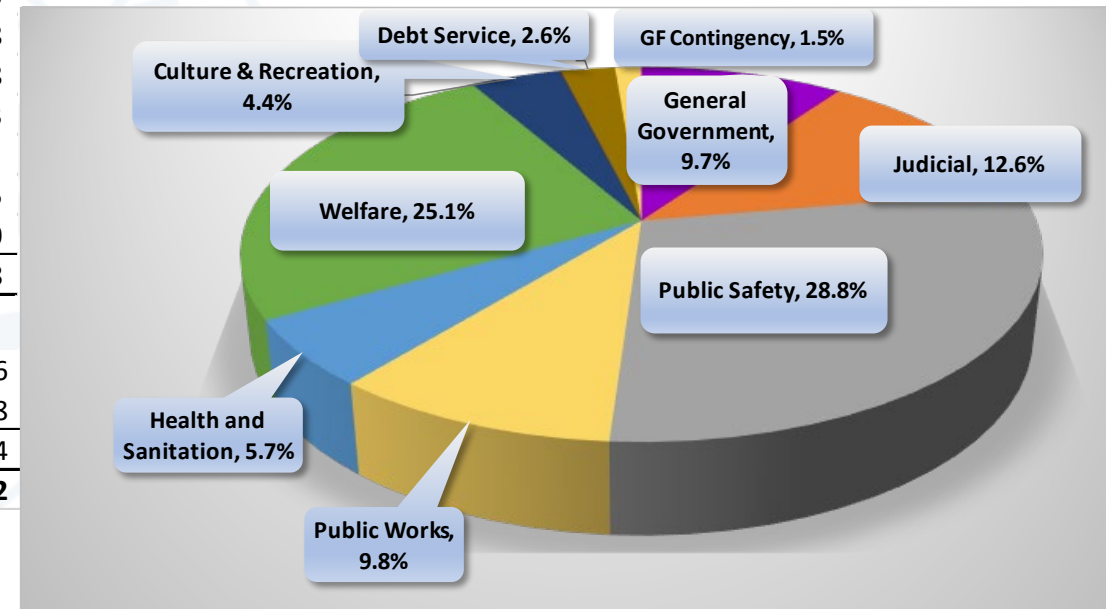
PROPRIETARY FUND	OPERATING REVENUES	OPERATING EXPENSES	NON-OPERATING REVENUES	NON-OPERATING EXPENSES	TOTAL APPROPRIATIONS
Building & Safety	3,210,000	4,591,022	170,426	2,000	4,593,022
Utilities	24,844,490	24,271,370	10,449,849	823,707	25,095,077
Golf Course	427,000	3,704,207	46,495	1,300	3,705,507
Health Benefits	78,402,090	79,587,644	508,000	-	79,587,644
Risk Management	7,693,587	9,089,572	327,200	-	9,089,572
Equipment Services	14,309,385	12,345,941	615,531	-	12,345,941
TOTAL PROPRIETARY FUNDS	128,886,552	133,589,757	12,117,502	827,007	134,416,764



Budget Summary - \$1.12B over 29 Funds

- Ongoing Personnel Investment
 - Prior years' additional positions
 - PERS
 - OPEB
 - Classification & Compensation Studies
- Additional 25 positions (net 24-all funds)
- Includes Strategic Priorities
 - Mental Health
 - Infrastructure
 - Senior Services
- Includes legally-required Language Access (funded through net-zero reallocation)

General Government	\$	95,995,159
Judicial	\$	124,238,245
Public Safety	\$	284,336,755
Public Works	\$	97,312,541
Health and Sanitation	\$	56,689,335
Welfare	\$	247,925,418
Culture & Recreation	\$	43,190,228
Community Support	\$	381,383
Intergovernmental		
Debt Service	\$	25,486,765
GF Contingency	\$	12,500,000
Total Governmental Appropriations		988,055,828
Enterprise Funds		33,393,606
Internal Service Funds		101,023,158
Total Proprietary Funds		134,416,764
Total		1,122,472,592





Next Steps

- Tentative Budget filed with State of Nevada – NRS 354.596
 - On or before April 15th
- Public Hearing on Tentative Budget & Adoption of Final Budget – NRS 354.596; 354.598
 - May 21st
- Final Budget to be filed with State of Nevada – NRS 354.598
 - June 1st
- 5-Year Capital Improvement Plan to be filed with State of Nevada – NRS 354.5945
 - August 1st
- Debt Management Policy & Statement of Indebtedness to be filed with State of Nevada – NRS 350.013
 - August 1st

Thank you

Questions?

