

***WASHOE COUNTY, NEVADA***  
***DEBT MANAGEMENT POLICY***

***IN ACCORDANCE WITH***  
***NRS 350.013 1(c)***

***JUNE 30, 2023***

## TABLE OF CONTENTS

	<u>Page</u>
Summary of Debt .....	2
Affordability of Debt .....	6
General Obligation Bonds.....	7
General Obligation/Revenue Bonds Paid from Consolidated Tax Revenues.....	11
General Obligation/Revenue Bonds Paid from Utility Systems Revenues.....	16
General Obligation/Revenue and Revenue Bonds Paid from Sales Tax Revenues .....	20
Revenue Bonds Paid from Car Rental Fees .....	24
Debt Capacity .....	28
Debt Comparison (per capita and assessed valuation) .....	30
Policy Statement for Sale of Debt.....	31
Operation Costs and Revenue Sources for Projects in Capital Improvement Plan.....	32
Miscellaneous Items .....	33
Chief Financial Officer Information .....	36

---

APPENDIX A - Debt Service Schedules - Washoe County, Nevada

APPENDIX B - Reno-Sparks Convention & Visitors Authority/Regional Transportation Commission Bonds

APPENDIX C - Special Assessment District Bonds

**DEBT MANAGEMENT POLICY  
NRS 350.013 Subsection 1(c)**

Listed below are excerpts from Nevada Law which requires local governments to submit a debt management policy:

*NRS 350.013 1. Except as otherwise provided in this section, on or before August 1 of each year, the governing body of a municipality which proposes to issue or has outstanding any general obligation debt, other general obligations or special obligations, or which levies or proposes to levy any special elective tax, shall submit to the Department of Taxation and the commission:*

*(c) A written statement of the debt management policy of the municipality, which must include, without limitation;*

*(1) A discussion of its ability to afford existing general obligation debt, authorized future general obligation debt and proposed future general obligation debt;*

*(2) A discussion of its capacity to incur authorized and proposed future general obligation debt without exceeding the applicable debt limit;*

*(3) A discussion of its general obligation debt that is payable from property taxes per capita as compared with such debt of other municipalities in this State;*

*(4) A discussion of its general obligation debt that is payable from property taxes as a percentage of assessed valuation of all taxable property within the boundaries of the municipality;*

*(5) Policy regarding the manner in which the municipality expects to sell its debt;*

*(6) A discussion of its sources of money projected to be available to pay existing general obligation debt, authorized future general obligation debt and proposed future general obligation debt; and*

*(7) A discussion of its operational costs and revenue sources, for the ensuing 5 fiscal years, associated with each project included in its plan for capital improvement submitted pursuant to paragraph*

*(d), if those costs and revenues are expected to affect the property tax rate.*

This document is intended to meet the requirements of NRS 350.013 subsection 1(c). It is not a review of Washoe County's (the "County") total financial position.

The County has a Capital Improvement Plan ("CIP") which is a multi-year planning document that identifies and prioritizes the need for a variety of public improvements and coordinates the County's financing and construction time frames. More specifically, the CIP is a process that provides order and continuity to the repair, replacement, construction or expansion of the County's capital assets. With revenue limitations in mind, the County's CIP focuses primarily on the County's more immediate needs.

**Summary of Debt**

**OUTSTANDING GENERAL OBLIGATION AND OTHER INDEBTEDNESS <sup>1/ 2/ 3/</sup>  
Washoe County, Nevada  
As of June 30, 2023**

	Date Issued	Final Maturity	Original Amount	Outstanding Principal
<b>GENERAL OBLIGATION BONDS <sup>4/</sup></b>				
Refunding Bonds, Series 2022A	01/27/22	03/01/30	\$ 14,130,000	\$ 12,070,000
Total General Obligation Bonds				12,070,000
<b>GENERAL OBLIGATION REVENUE BONDS <sup>5/</sup></b>				
Sewer Refunding Bonds (SRF), Series 2015	08/18/15	07/01/26	\$ 17,386,176	2,548,457
Medical Examiner Building Bonds, Series 2015	08/27/15	03/01/35	12,000,000	8,410,000
Public Safety Refunding Bonds, Series 2016B	03/30/16	03/01/36	9,800,000	8,000,000
Sewer Bonds (SRF), Series 2020	05/27/20	01/01/50	27,000,000	26,181,682
Nevada Shared Radio System Bonds, Series 2020	09/16/20	08/01/35	9,135,000	8,245,000
Refunding Bonds, Series 2020B	10/29/20	11/01/29	9,695,000	7,903,000
Flood Control Refunding Bonds, Series 2021	07/20/21	12/01/35	11,500,000	10,710,000
Sewer Bonds (SRF), Series 2022	01/13/22	01/01/52	23,000,000	23,000,000 <sup>8/</sup>
Consolidated Tax Refunding Bonds, Series 2022B	01/27/22	03/01/27	10,735,000	8,255,000
Total General Obligation Revenue Bonds				103,253,140
<b>TOTAL GENERAL OBLIGATION BONDS</b>				<b>\$ 115,323,140</b>
<b>OTHER OBLIGATIONS</b>				
Senior Lien Car Rental Fee Revenue Bonds, Series 2008 <sup>6/</sup>	02/26/08	12/01/27	\$ 18,500,000	\$ 8,336,700
Sub. Lien Car Rental Fee Revenue Bonds (CABS), Series 2008 <sup>6/</sup>	02/26/08	12/01/53	9,999,845	8,745,274 <sup>9/</sup>
Sales Tax Revenue Refunding Bonds, Series 2016A <sup>7/</sup>	03/30/16	12/01/28	11,305,000	7,380,000
<b>TOTAL OTHER OBLIGATIONS</b>				<b>\$ 24,461,974</b>
<b>GRAND TOTAL GENERAL OBLIGATION BONDS AND OTHER OBLIGATIONS</b>				<b>\$ 139,785,114</b>

- 1/ Does not include capital leases, accrued retirement costs, accrued compensated absences, deferred amounts from bonds issuance, arbitrage, other post employment benefits, remediation, and claims and judgments.
- 2/ Does not include General Obligation Revenue Bonds or Revenue Bonds issued by the County on behalf of the Reno-Sparks Convention & Visitors Authority (the "RSCVA") or the Regional Transportation Commission (the "RTC"), as both of these entities issue separate Debt Management Policies. However, other agency general obligation debt issued by the County is included in the "Debt Capacity". A list of these bonds can be found in Appendix B.
- 3/ Does not include debt issued by the County for Special Assessment Districts. A list of these bonds can be found in Appendix C.
- 4/ General obligation bonds secured by the full faith, credit and taxing power of the County. The ad valorem tax available to pay these bonds is limited to the \$3.64 statutory and the \$5.00 constitutional limit.
- 5/ General obligation bonds additionally secured by pledged revenues; if revenues are not sufficient the County is obligated to pay the difference between such revenues and debt service requirements of the respective bonds. The ad valorem tax available to pay these bonds is limited to the \$3.64 statutory and the \$5.00 constitutional limit.
- 6/ Secured solely by the levy of a 2% fee on gross charges for rental of passenger vehicles in Washoe County.
- 7/ The 2016A sales tax revenue bonds are secured solely by the proceeds of a 1/8 of 1% sales tax levied for flood control and public safety projects.
- 8/ As of June 30, 2023, the County had borrowed \$12,281,694.49 from the State Revolving Fund. The outstanding amount of the 2022 Sewer Bonds will continue to increase as the County draws down funds until the maximum \$23,000,000 is reached, or the project is completed.
- 9/ Does not include accreted value. Outstanding balance accretes at 7% annually.

Source: Washoe County, Nevada; compiled by Zions Public Finance

The following table provides the fiscal year debt service requirements, which includes principal and interest, on the County's outstanding general obligation bonds.

**OUTSTANDING GENERAL OBLIGATION DEBT SERVICE <sup>1/</sup>**  
**Washoe County, Nevada**  
**As of June 30, 2023**

Fiscal Year Ending June 30	General Obligation Bonds	General Obligation Revenue Bonds <sup>2/</sup>	Total Debt Service
2024	\$ 2,818,500	\$ 10,188,825	\$ 13,007,325
2025	2,832,750	10,332,180	13,164,930
2026	2,835,750	9,546,448	12,382,198
2027	1,422,750	9,115,976	10,538,726
2028	1,424,250	6,785,431	8,209,681
2029	1,427,750	6,785,729	8,213,479
2030	1,428,000	6,026,516	7,454,516
2031	0	5,676,429	5,676,429
2032	0	5,681,028	5,681,028
2033	0	5,676,817	5,676,817
2034	0	5,676,760	5,676,760
2035	0	5,682,403	5,682,403
2036	0	4,814,253	4,814,253
2037	0	2,231,517	2,231,517
2038	0	2,231,516	2,231,516
2039	0	2,231,515	2,231,515
2040	0	2,231,517	2,231,517
2041	0	2,231,516	2,231,516
2042	0	2,231,516	2,231,516
2043	0	2,231,517	2,231,517
2044	0	2,231,517	2,231,517
2045	0	2,231,516	2,231,516
2046	0	2,231,516	2,231,516
2047	0	2,231,516	2,231,516
2048	0	2,231,515	2,231,515
2049	0	2,231,516	2,231,516
2050	0	2,231,516	2,231,516
2051	0	1,019,801	1,019,801
2052	0	1,019,801	1,019,801
<b>TOTAL</b>	<b>\$ 14,189,750</b>	<b>\$ 125,269,624</b>	<b>\$ 139,459,374</b>

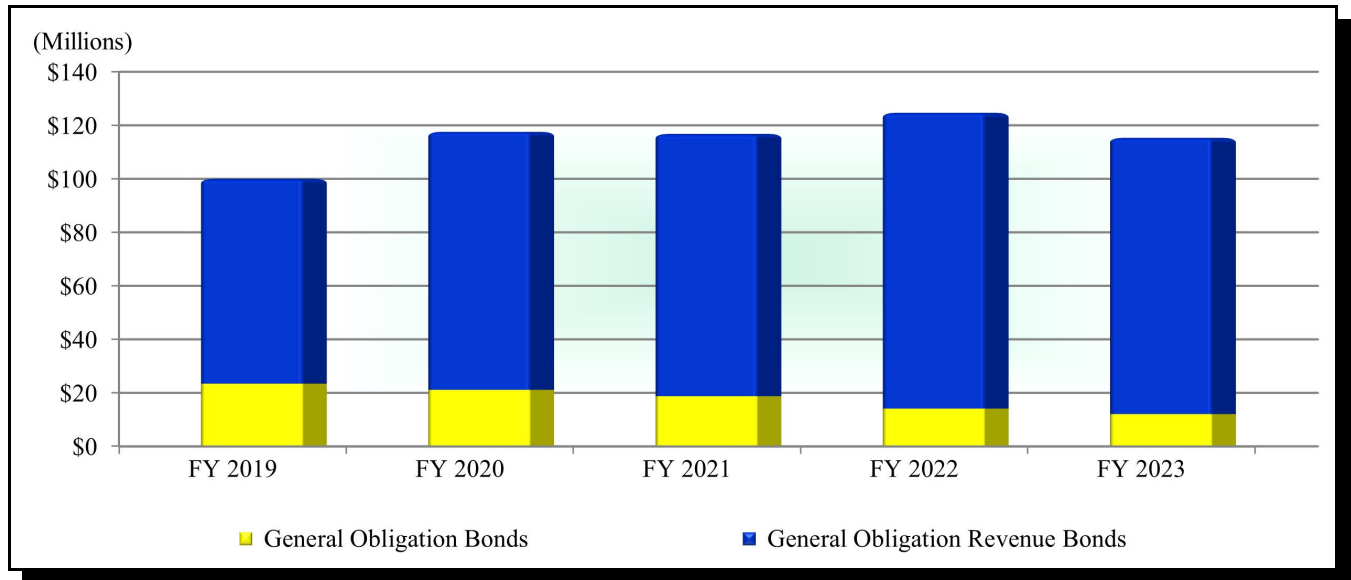
1/ Totals may not add due to rounding.

2/ Includes estimated debt service on the 2022 Sewer Bonds. See footnote 8 on previous page.

SOURCE: Washoe County, Nevada; compiled by Zions Public Finance

The following charts illustrate the amount of general obligation bonds, as well as categories of bonds, outstanding as of June 30 for the past 5 years.

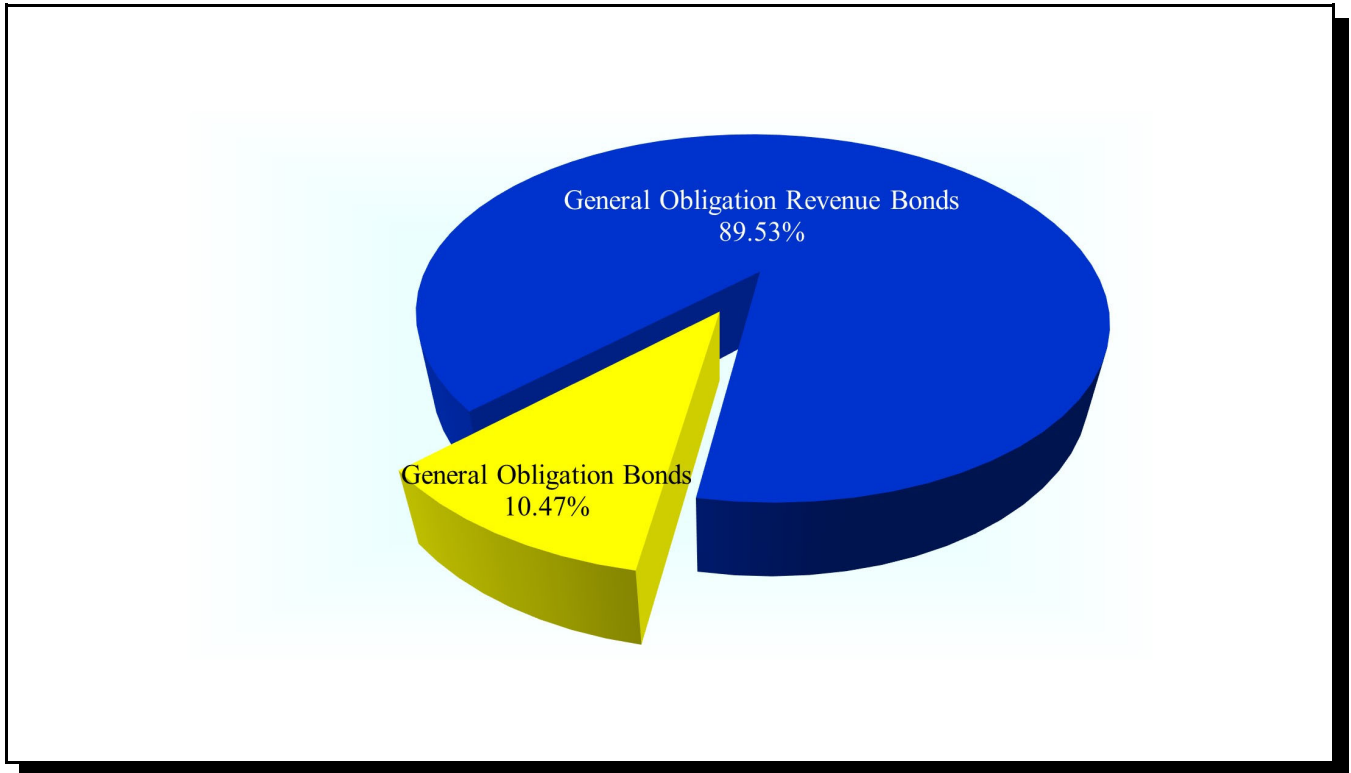
**OUTSTANDING GENERAL OBLIGATION DEBT**  
**Washoe County, Nevada**



Category of Bonds	Fiscal Year Ending June 30				
	2019	2020	2021	2022	2023
General Obligation Bonds	\$ 23,424,000	\$ 21,136,000	\$ 18,757,000	\$ 14,130,000	\$ 12,070,000
G. O. Revenue Bonds	76,601,630	96,432,708	98,040,753	110,556,566	103,253,140
<b>TOTAL</b>	<b>\$ 100,025,630</b>	<b>\$ 117,568,708</b>	<b>\$ 116,797,753</b>	<b>\$ 124,686,566</b>	<b>\$ 115,323,140</b>

The following chart illustrates the current allocation of the County's outstanding general obligation debt:

**COMPOSITION OF OUTSTANDING  
GENERAL OBLIGATION DEBT  
Washoe County, Nevada  
As of June 30, 2023**



**Affordability of Debt**

Response to NRS 350.013 1(c):

- (1) *A discussion of its ability to afford existing general obligation debt, authorized future general obligation debt and proposed future general obligation debt; and*
- (6) *A discussion of its sources of money projected to be available to pay existing general obligation debt, authorized future general obligation debt and proposed future general obligation debt*

**General Obligation Bond Indebtedness**

The County has authority pursuant to Nevada state statutes to issue general obligation bonds. Ad valorem bonds constitute direct and general obligations of the County, and the full faith and credit of the County is pledged for the payment of principal and interest, subject to Nevada constitutional and statutory limitations on the aggregate amount of ad valorem taxes.

In any year in which the total property taxes levied within the County by all applicable taxing units (e.g. the State of Nevada, the County, the Washoe County School District, any city, or any special district) exceed such property tax limitations, the reduction to be made by those units must be in property taxes levied for purposes other than the payment of their bonded indebtedness, including interest on such indebtedness.

Nevada statutes provide that no act concerning the County's bonds or their security may be repealed, amended, or modified in such a manner as to impair adversely the bonds or their security until all of the bonds have been discharged in full or provision for their payment and redemption has been fully made.



**General Obligation Bonds**

**Existing General Obligation Bond Indebtedness  
Paid from Ad Valorem Taxes (“General Obligation Bonds”)**

***Authorized and Proposed Future Ad Valorem Supported Bonds***

Currently, the County does not have authorization or plans to issue additional General Obligation Bonds. The County reserves the privilege of issuing bonds or other securities at any time legal requirements are satisfied.

***General Obligation Bonded Indebtedness***

The following table sets forth the County’s existing general obligation bonded indebtedness paid from ad valorem taxes.

**EXISTING GENERAL OBLIGATION INDEBTEDNESS  
PAID FROM AD VALOREM TAXES  
Washoe County, Nevada  
As of June 30, 2023**

	<b>Date Issued</b>	<b>Final Maturity</b>	<b>Original Amount</b>	<b>Outstanding Principal</b>
<b>GENERAL OBLIGATION BONDS <sup>1/</sup></b>				
Refunding Bonds, Series 2022A	01/27/22	03/01/30	\$ 14,130,000	\$ 12,070,000
<b>TOTAL</b>				<b>\$ 12,070,000</b>

1/ General Obligation Bonds secured by the full faith, credit and taxing power of the County. The ad valorem tax available to pay these bonds is limited to the \$3.64 statutory and the \$5.00 constitutional limit.

SOURCE: Washoe County, Nevada; compiled by Zions Public Finance

***General Obligation Debt Service Requirements and Tax Rate Impact***

The following table illustrates the fiscal year debt service requirements on the County's existing General Obligation Bonds paid from ad valorem taxes.

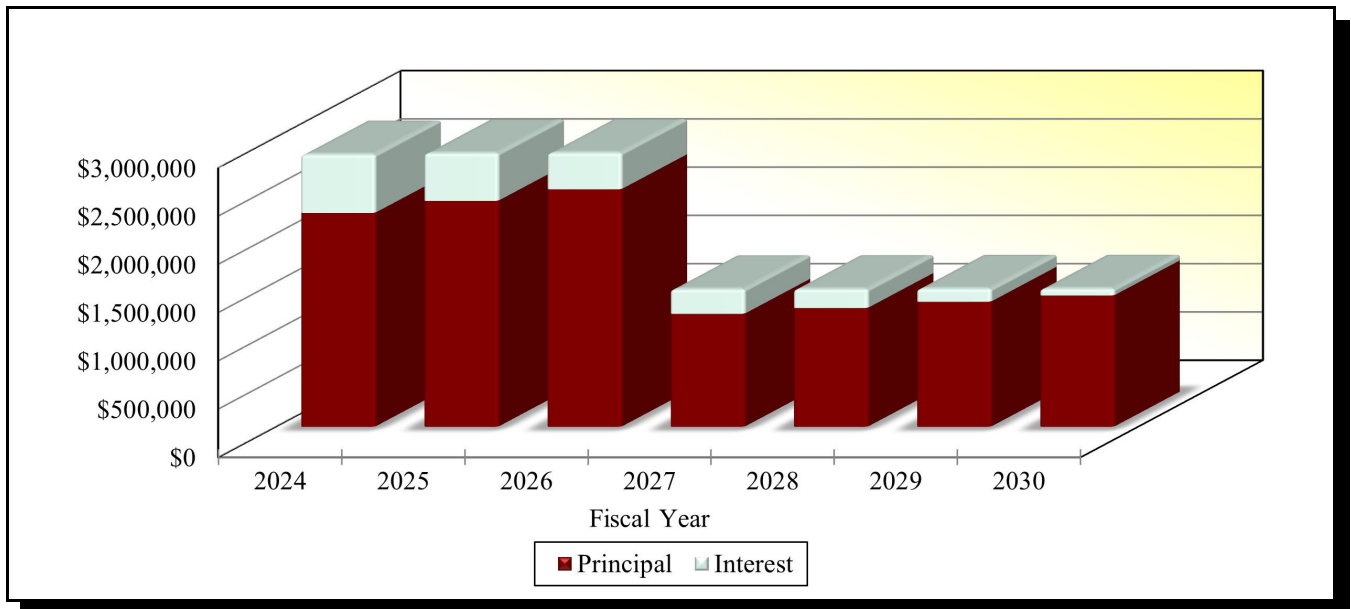
**EXISTING  
GENERAL OBLIGATION DEBT SERVICE  
PAID FROM AD VALOREM TAXES  
Washoe County, Nevada  
As of June 30, 2023**

Fiscal Year Ending June 30	Principal	Interest	Total Debt Service
2024	\$ 2,215,000	\$ 603,500	\$ 2,818,500
2025	2,340,000	492,750	2,832,750
2026	2,460,000	375,750	2,835,750
2027	1,170,000	252,750	1,422,750
2028	1,230,000	194,250	1,424,250
2029	1,295,000	132,750	1,427,750
2030	1,360,000	68,000	1,428,000
	\$ 12,070,000	\$ 2,119,750	\$ 14,189,750

SOURCE: Washoe County, Nevada; compiled by Zions Public Finance

The following chart illustrates the fiscal year debt service requirements on the County's existing General Obligation Bonds paid from ad valorem taxes.

**EXISTING DEBT SERVICE  
GENERAL OBLIGATION BONDS  
Washoe County, Nevada  
As of June 30, 2023**



The following table illustrates the debt service for fiscal year 2024 on the County's existing general obligation bonds paid from ad valorem taxes and an estimate of the property tax rate required to repay such debt.

**AD VALOREM TAX SUPPORTED DEBT SERVICE  
AND TAX RATE REQUIREMENTS  
Washoe County, Nevada**

<b>Fiscal Year Ending June 30</b>	<b>Assessed Value <sup>1/</sup></b>	<b>Estimated Ad Valorem Taxes Before Abatements</b>	<b>Estimated Ad Valorem Taxes Abated</b>	<b>Annual Debt Service on Existing Bonds</b>	<b>Estimated Required Tax Rate After Abatement <sup>2/</sup></b>
2024	\$28,178,020,257	\$2,817,569	(\$733,677)	\$2,818,500	\$0.0135

1/ Fiscal year 2024 reported assessed valuation as of April 2023 and subject to change until July 2023. Does not include the assessed valuation attributable to the Reno Redevelopment Agency and the Sparks Redevelopment Agency (the "Redevelopment Agencies").

2/ Fiscal year 2023/2024 actual tax rate is \$0.0100. The County's debt service rate was set to comply with the Nevada Administrative Code requirement that ending debt service fund balance is limited to the ensuing year's debt service requirements.

SOURCE: Washoe County, Nevada Fiscal Year 2024 Final Budget; State of Nevada Department of Taxation; compiled by Zions Public Finance

[Remainder of page intentionally left blank]

**General Obligation/Revenue Bonds  
Paid from Consolidated Tax Revenues****Existing General Obligation Bond Indebtedness  
Paid from the Consolidated Tax Revenues (“Consolidated Tax Bonds”)**

The Consolidated Tax Bonds are general obligation bonds additionally secured with revenues derived from a 15% portion of the County's portion of the Consolidated Tax Revenues.

Pursuant to NRS 360.698, the Bonds will be additionally paid from a pledge of certain tax revenues up to 15% of the Consolidated Tax Distribution Fund allocable to the County for the payment of the principal and interest on the Bonds. The Consolidated Tax Distribution Fund consists of local government revenues from six sources (collectively, the "Consolidated Tax Revenues"): Supplemental City/County Relief Tax ("SCCRT"), Basic City/County Relief Tax ("BCCRT"), Cigarette Tax, Liquor Tax, Basic Governmental Services Tax ("GST"), and Real Property Transfer Tax ("RPTT"). NRS 360.698 allows for up to 15% of the combination of the Consolidated Tax Revenues to be pledged as security for debt.

***Authorized and Proposed Future Consolidated Tax Bonds***

Currently, the County does not have authorization or plans to issue additional general obligations bonds paid from consolidated tax revenues. The County reserves the privilege of issuing bonds or other securities at any time legal requirements are satisfied.

[Remainder of page intentionally left blank]

**General Obligation Consolidated Tax Revenues Bonded Indebtedness**

The following table sets forth the County's existing general obligation bonded indebtedness that is paid from consolidated tax revenues.

**EXISTING  
GENERAL OBLIGATION INDEBTEDNESS  
PAID FROM CONSOLIDATED TAX REVENUES  
Washoe County, Nevada  
As of June 30, 2023**

	<b>Date Issued</b>	<b>Final Maturity</b>	<b>Original Amount</b>	<b>Outstanding Principal</b>
<b><u>EXISTING GENERAL OBLIGATION CONSOLIDATED TAX BONDS</u></b>				
Medical Examiner Building Bonds, Series 2015	08/27/15	03/01/35	\$ 12,000,000	\$ 8,410,000
Public Safety Refunding Bonds, Series 2016B	03/30/16	03/01/36	9,800,000	8,000,000
Nevada Shared Radio System Bonds, Series 2020	09/16/20	08/01/35	9,135,000	8,245,000
Refunding Bonds, Series 2020B	10/29/20	11/01/29	9,695,000	7,903,000
Consolidated Tax Refunding Bonds, Series 2022B	01/27/22	03/01/27	10,735,000	8,255,000
<b><u>TOTAL EXISTING GENERAL OBLIGATION CONSOLIDATED TAX BONDS</u></b>				<b>\$ 40,813,000</b>

SOURCE: Washoe County, Nevada; compiled by Zions Public Finance

[Remainder of page intentionally left blank]

***General Obligation Consolidated Tax Revenues Debt Service Requirements***

The following table illustrates the fiscal year debt service requirements on the County's existing General Obligation Bonds paid from consolidated tax revenues.

**EXISTING  
GENERAL OBLIGATION DEBT SERVICE  
PAID FROM CONSOLIDATED TAX REVENUES <sup>1/</sup>  
Washoe County, Nevada  
As of June 30, 2023**

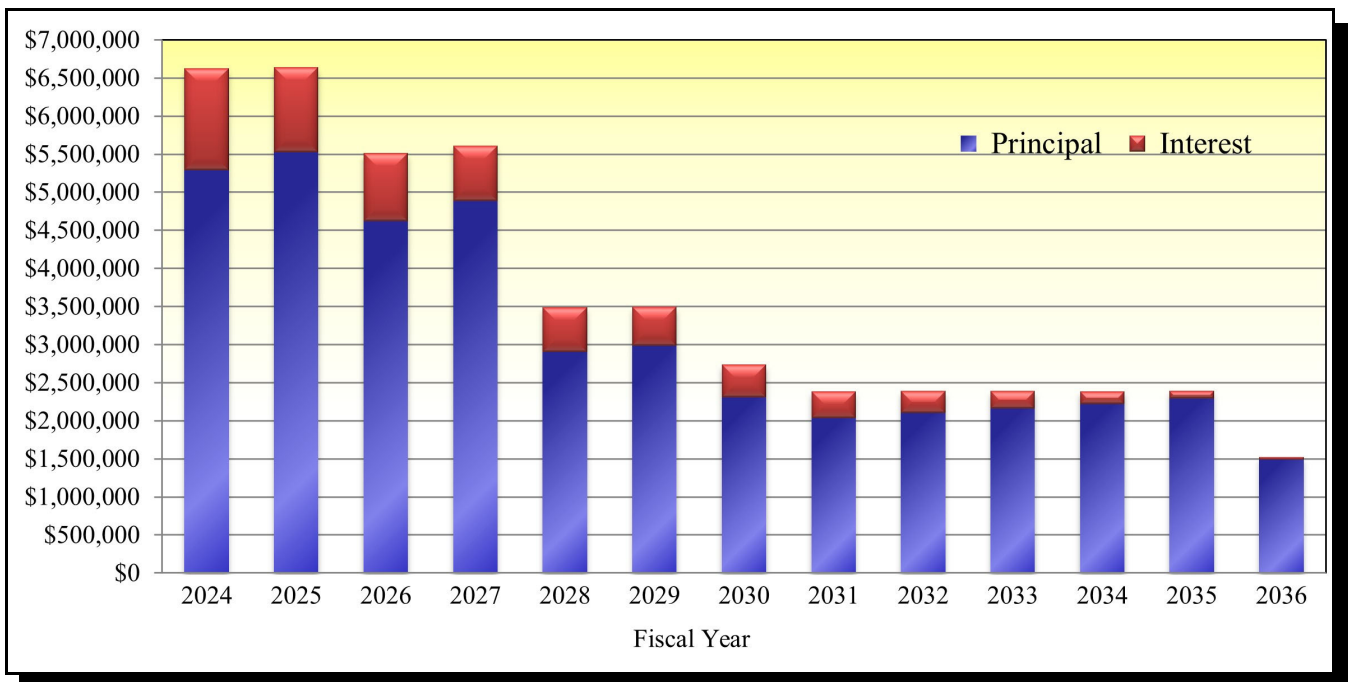
Fiscal Year June 30	Principal	Interest	Total Debt Service
2024	\$ 5,287,000	\$ 1,336,868	\$ 6,623,868
2025	5,524,000	1,111,032	6,635,032
2026	4,621,000	889,949	5,510,949
2027	4,887,000	720,635	5,607,635
2028	2,901,000	588,565	3,489,565
2029	2,986,000	506,738	3,492,738
2030	2,307,000	426,275	2,733,275
2031	2,035,000	349,938	2,384,938
2032	2,105,000	283,413	2,388,413
2033	2,160,000	225,325	2,385,325
2034	2,220,000	163,769	2,383,769
2035	2,290,000	99,588	2,389,588
2036	1,490,000	32,238	1,522,238
<b>TOTAL</b>	<b>\$ 40,813,000</b>	<b>\$ 6,734,330</b>	<b>\$ 47,547,330</b>

1/ Totals may not add due to rounding.

SOURCE: Washoe County, Nevada; compiled by Zions Public Finance

The following chart illustrates the fiscal year debt service requirements on the County's existing General Obligation Bonds paid from consolidated tax revenues.

**EXISTING GENERAL OBLIGATION  
DEBT SERVICE PAID FROM  
CONSOLIDATED TAX REVENUES  
Washoe County, Nevada  
As of June 30, 2023**





***Ad Valorem Tax Rate Impact***

The Consolidated Tax Bonds are currently being paid from consolidated tax revenues. The County anticipates that no revenues from general ad valorem taxes will be necessary to support the debt service requirements of these bonds. The following table illustrates the sufficiency of consolidated tax revenues at existing levels to pay debt service on the Consolidated Tax Bonds.

**CONSOLIDATED TAX PLEDGED REVENUES**  
**Washoe County, Nevada**

Fiscal Year Ended June 30	2019 (Actual)	2020 (Actual)	2021 (Actual)	2022 (Actual)	2023 (Estimated)	2024 (Budgeted)
Consolidated Tax <sup>1/</sup>	\$ 116,837,252	\$ 121,149,884	\$ 142,376,192	\$ 156,086,681	\$ 159,208,415	\$ 163,188,625
Pledged Revenue Limitation (15%)	\$ 17,525,588	\$ 18,172,483	\$ 21,356,429	\$ 23,413,002	\$ 23,881,262	\$ 24,478,294
Existing Debt Service	\$ 5,672,455	\$ 5,097,054	\$ 6,088,776	\$ 6,457,067	\$ 6,623,214	\$ 6,623,868
Coverage	3.09 x	3.57 x	3.51 x	3.63 x	3.61 x	3.70 x

1/ In August of 2017, certain Nevada entities, including Washoe County, were informed that a substantial taxpayer refund of business use tax was anticipated to be approved within the next year pending a hearing before the Nevada Tax Commission. Because the high likelihood of occurrence and the fact that a reasonable estimate could be made, the County recorded a \$1.56 million reduction in consolidated taxes with an offsetting contingent liability in fiscal year 2017. The refund amount was calculated based on 3 years of overpayment by the taxpayer. In fiscal years 2019 and 2020, consolidated taxes are increased by the refund amounts that were accrued for in fiscal year 2017 in the amounts of \$2,821,239 and \$1,419,055, respectively. In April of 2023, certain Nevada entities, including Washoe County, were informed that a material taxpayer refund of business use tax was anticipated to be approved within the current fiscal year pending a hearing before the Nevada Tax Commission. In May of 2023, the Nevada Tax Commission approved the refund request. The Nevada Department of Taxation processed the refund with the March 2023 distribution, received in May of 2023. The estimated fiscal year 2023 impact on Washoe County consolidated taxes is \$1,193,140 and is not included in the fiscal year 2023 estimated revenue.

SOURCE: Washoe County, Nevada Annual Comprehensive Financial Reports for fiscal years 2019 - 2022, 2024 Budget and Washoe County, Nevada; compiled by Zions Public Finance

**General Obligation/Revenue Bonds  
Paid from Utility Systems Revenues**

**Existing General Obligation Bond Indebtedness  
Paid from Utility Systems Revenues (“Sewer Bonds”)**

The Sewer Bonds are general obligation bonds additionally paid from an irrevocable pledge of the net pledged revenues derived from the operation and use of the County’s sewer, reclaimed water and storm water systems (“utility systems”). Net pledged revenues consist of all fees, rates and other charges for the use of the utility systems remaining after deduction of operation and maintenance expenses in the utility systems.

The County covenants in its bond ordinances to fix and collect rates and other charges for the services or commodities pertaining to the utility systems in amounts sufficient to pay the operation and maintenance expenses of the system and any debt service on its Existing Sewer Bonds.

***Authorized and Proposed Future Utility Systems Revenue Supported Debt***

Currently, the County does not have authorization or plans to issue additional general obligations bonds paid from utility systems revenues. The County reserves the privilege of issuing bonds or other securities at any time legal requirements are satisfied.

***General Obligation Utility Systems Revenues Bonded Indebtedness***

The following table sets forth the County’s bonded indebtedness for its existing General Obligation Revenue Bonds paid from utility systems revenues.

**EXISTING GENERAL OBLIGATION INDEBTEDNESS  
PAID FROM UTILITY SYSTEMS REVENUES  
Washoe County, Nevada  
As of June 30, 2023**

	<b>Date Issued</b>	<b>Final Maturity</b>	<b>Original Amount</b>	<b>Outstanding Principal</b>
<b>EXISTING GENERAL OBLIGATION SEWER BONDS</b>				
Sewer Refunding Bonds (SRF), Series 2015	08/18/15	07/01/26	\$ 17,386,176	\$ 2,548,457
Sewer Bonds (SRF), Series 2020	05/27/20	01/01/50	27,000,000	26,181,682
Sewer Bonds (SRF), Series 2022	01/13/22	01/01/52	23,000,000	23,000,000 <sup>1/</sup>
<b>TOTAL EXISTING GENERAL OBLIGATION SEWER BONDS</b>				<b>\$ 51,730,140</b>

1/ As of June 30, 2023, the County had borrowed \$12,281,694.49 from the State Revolving Fund. The outstanding amount of the 2022 Bonds will continue to increase as the County draws down funds until the maximum \$23,000,000 is reached, or the project is completed.

SOURCE: Washoe County, Nevada; compiled by Zions Public Finance

***General Obligation Utility System Revenues Debt Service Requirements***

The following table illustrates the fiscal year debt service requirements on the County's existing General Obligation Revenue Bonds paid from utility systems revenues.

**EXISTING DEBT SERVICE  
PAID FROM UTILITY SYSTEMS REVENUES <sup>1/</sup>  
Washoe County, Nevada  
As of June 30, 2023**

Fiscal Year June 30	Existing General Obligation Revenue Bonds Debt Service <sup>2/</sup>		Total Existing Debt Service
	Principal	Interest	
2024	\$ 1,670,249	\$ 831,733	\$ 2,501,981
2025	1,836,467	798,707	2,635,174
2026	2,214,895	761,129	2,976,024
2027	1,725,873	722,118	2,447,991
2028	1,536,009	695,507	2,231,516
2029	1,560,505	671,012	2,231,517
2030	1,585,391	646,125	2,231,516
2031	1,610,677	620,839	2,231,516
2032	1,636,367	595,148	2,231,516
2033	1,662,471	569,046	2,231,517
2034	1,688,991	542,524	2,231,516
2035	1,715,938	515,578	2,231,516
2036	1,743,316	488,200	2,231,516
2037	1,771,134	460,383	2,231,517
2038	1,799,397	432,120	2,231,516
2039	1,828,112	403,403	2,231,515
2040	1,857,290	374,226	2,231,517
2041	1,886,935	344,582	2,231,516
2042	1,917,054	314,462	2,231,516
2043	1,947,658	283,858	2,231,517
2044	1,978,752	252,764	2,231,517
2045	2,010,345	221,171	2,231,516
2046	2,042,445	189,072	2,231,516
2047	2,075,059	156,457	2,231,516
2048	2,108,196	123,319	2,231,515
2049	2,141,867	89,649	2,231,516
2050	2,176,077	55,439	2,231,516
2051	994,001	25,800	1,019,801
2052	1,008,667	11,134	1,019,801
<b>TOTAL</b>	<b>\$ 51,730,140</b>	<b>\$ 12,195,505</b>	<b>\$ 63,925,645</b>

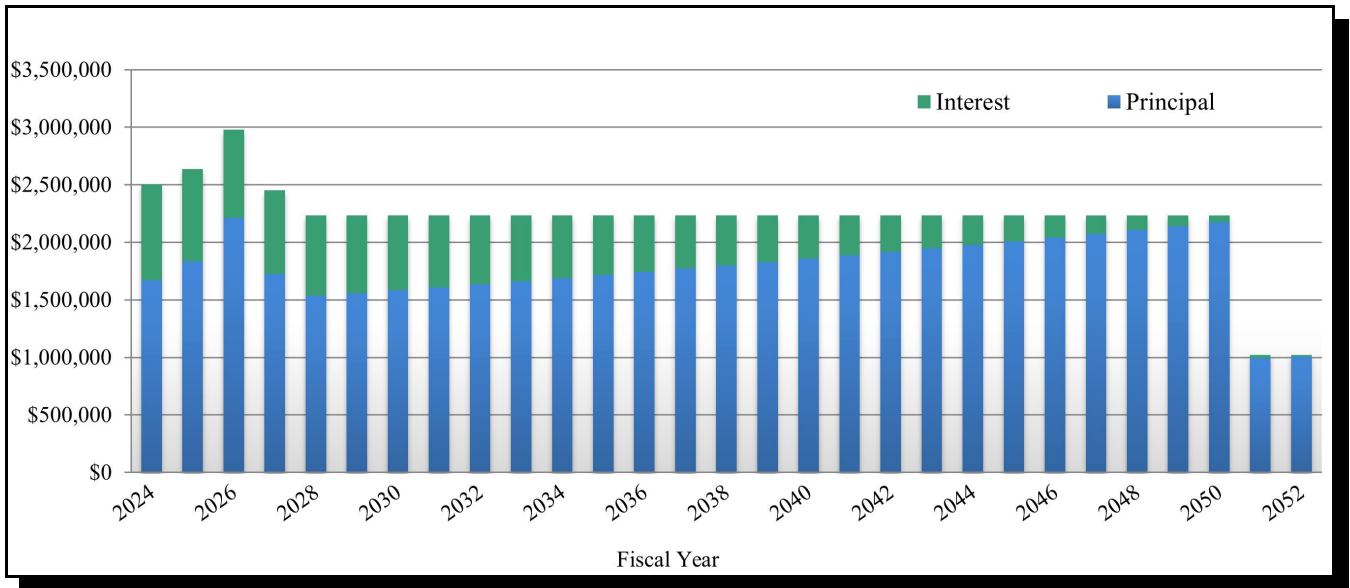
1/ Totals may not add due to rounding.

2/ Includes estimated debt service on the 2022 Sewer Bonds. See footnote 1 on the previous page.

SOURCE: Washoe County, Nevada; compiled by Zions Public Finance

The following chart illustrates the fiscal year debt service requirements on the County's existing General Obligation Revenue Bonds paid from utility systems revenues.

**EXISTING DEBT SERVICE  
PAID FROM UTILITY SYSTEMS REVENUES  
Washoe County, Nevada  
As of June 30, 2023**



*Ad Valorem Tax Rate Impact*

The following table illustrates the County's pledged utility systems revenues.

**NET PLEDGED REVENUES  
UTILITIES FUND  
Washoe County, Nevada**

Fiscal Year Ending June 30	2019 (Actual)	2020 (Actual)	2021 (Actual)	2022 (Actual)	2023 (Estimated)	2024 (Budgeted)
<b>Gross Revenues <sup>1/</sup></b>	\$ 27,572,590	\$ 26,274,254	\$ 31,224,067	\$ 26,724,121	\$ 29,217,334	\$ 29,099,203
<b>Operating &amp; Maintenance Expenses <sup>2/</sup></b>	15,511,315	9,336,899	7,818,441	8,759,307	15,758,371	17,078,984
<b>Net Pledged Revenues</b>	12,061,275	16,937,355	23,405,626	17,964,814	13,458,963	12,020,219
<b>Annual Debt Service <sup>3/</sup></b>	2,551,232	2,551,233	2,494,273	1,909,989	2,490,711	2,501,981
<b>Coverage (Times)</b>	4.73x	6.64x	9.38x	9.41x	5.40x	4.80x

1/ Includes connection fee revenues in the amount of \$8.4 million for fiscal year 2019, \$6.2 million for fiscal year 2020, \$10.6 million for fiscal year 2021, \$4.9 million for fiscal year 2022, \$5.4 million for fiscal year 2023 and \$3.7 million for fiscal year 2024.

2/ Excludes depreciation, amortization, grants and all non-cash transactions. Current and future year operations & maintenance may reflect materially/substantially higher than prior years due to budgeting for the full cost of multi-year projects.

3/ Includes general obligation debt which is legally pledged to be repaid from the County's "Utilities Fund". Annual debt service payments for the 2015 Sewer Refunding Bonds decrease each year, beginning fiscal year 2021, until fully paid in fiscal year 2027. In 2019, the County received authorization to issue up to \$50 million of bonds through the State of Nevada Revolving Fund Program ("SRF"). In May 2020, \$27 million of the authorized bonds were issued (the 2020 Sewer Bonds) and in January 2022, the remaining \$23 million of the authorized bonds were issued (the 2022 Sewer Bonds). Interest-only payments are required until funds are fully utilized within a three year period for both bond issues. The 2020 Sewer Bonds were fully utilized in fiscal year 2022. As of June 30, 2023, a total of \$12.3M has been drawn on the 2022 Sewer Bonds.

SOURCE: Washoe County, Nevada Annual Comprehensive Financial Reports for fiscal years 2019 - 2022, 2024 Final Budget and Washoe County Community Services Department.

**General Obligation/Revenue and Revenue Bonds  
Paid from Sales Tax Revenues**

**Existing General Obligation Revenue and Revenue Bond Indebtedness  
Paid from Sales Tax Revenues (“Sales Tax Revenue Bonds”)**

The Sales Tax Revenue Bonds are payable from revenues received from the 0.125% tax imposed by the County upon the gross receipts of any retailer from the sale of all tangible personal property sold at retail or stored, used or otherwise consumed in the County. The County has revenue bonds outstanding that have a lien on sales tax revenues which is superior to the General Obligation/Revenue Bonds paid from sales tax revenues.

***Authorized and Proposed Future Sales Tax Revenue Supported Debt***

The County has no current authorization or plans to issue additional general obligations bonds paid from sales tax revenues. The County reserves the privilege of issuing the bonds or other securities at any time legal requirements are satisfied.

***Sales Tax Revenues Bonded Indebtedness***

The following table sets forth the County’s bonded indebtedness for its existing Revenue Bonds and General Obligation Revenue Bonds paid from sales tax revenues.

**EXISTING INDEBTEDNESS  
PAID FROM SALES TAX REVENUES  
Washoe County, Nevada  
As of June 30, 2023**

	Date Issued	Final Maturity	Original Amount	Outstanding Principal
<b>REVENUE BONDS</b>				
<b>Superior Bonds</b>				
Sales Tax Revenue Refunding Bonds, Series 2016A	03/30/16	12/01/28	\$ 11,305,000	\$ 7,380,000
<b>GENERAL OBLIGATION REVENUE BONDS</b>				
<b>Parity Bonds</b>				
Flood Control Refunding Bonds, Series 2021 <sup>1/</sup>	07/20/21	12/01/35	11,500,000	10,710,000
TOTAL				\$ 18,090,000

1/ The Flood Control Refunding Bonds have a lien on the Sales Tax Revenues that is subordinate to the Sales Tax Revenue Bonds.

SOURCE: Washoe County, Nevada; compiled by Zions Public Finance

***Sales Tax Revenue Bonds Debt Service Requirements***

The following table illustrates the fiscal year debt service requirements on the County's existing Revenue Bonds and General Obligation Revenue Bonds paid from sales tax revenues.

**EXISTING DEBT SERVICE  
PAID FROM SALES TAX REVENUES <sup>1/</sup>  
Washoe County, Nevada  
As of June 30, 2023**

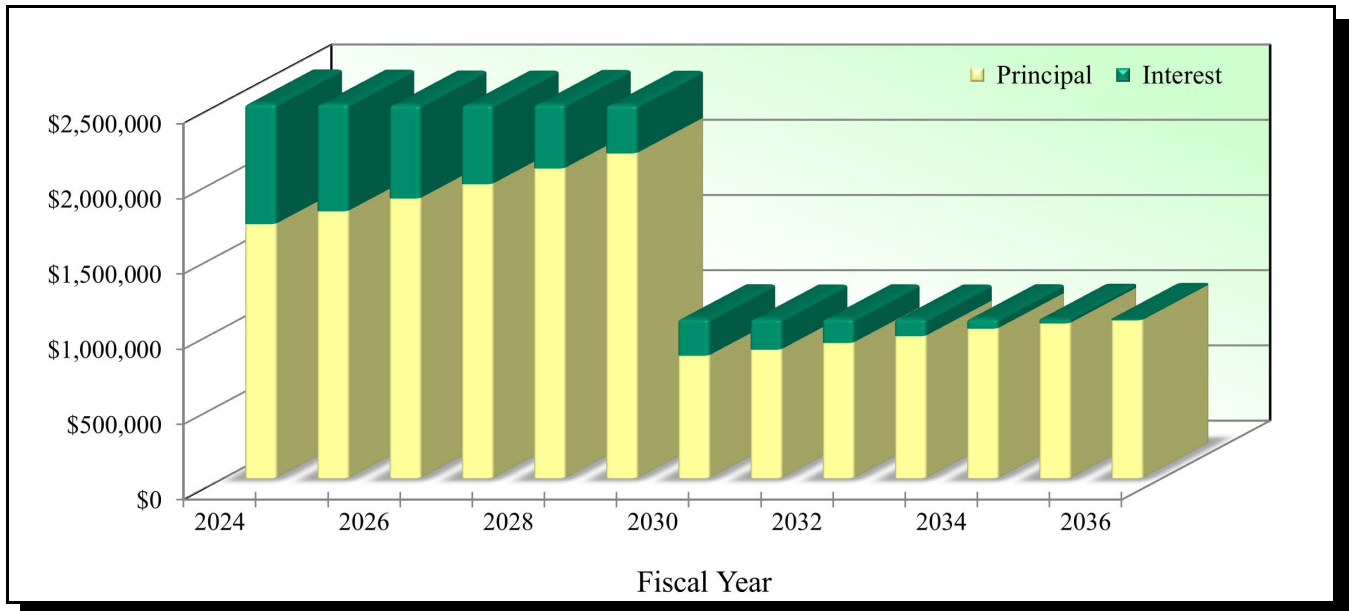
Fiscal Year Ending June 30	Superior		Parity		Total
	Sales Tax Revenue Bonds		Flood Control Refunding Bonds		
	Principal	Interest	Principal	Interest	
2024	\$ 1,085,000	\$ 341,875	\$ 605,000	\$ 457,975	\$ 2,489,850
2025	1,140,000	286,250	635,000	426,975	2,488,225
2026	1,195,000	227,875	665,000	394,475	2,482,350
2027	1,255,000	166,625	700,000	360,350	2,481,975
2028	1,320,000	102,250	740,000	324,350	2,486,600
2029	1,385,000	34,625	775,000	286,475	2,481,100
2030	0	0	815,000	246,725	1,061,725
2031	0	0	855,000	204,975	1,059,975
2032	0	0	900,000	161,100	1,061,100
2033	0	0	945,000	114,975	1,059,975
2034	0	0	995,000	66,475	1,061,475
2035	0	0	1,030,000	31,300	1,061,300
2036	0	0	1,050,000	10,500	1,060,500
<b>Total</b>	<b>\$ 7,380,000</b>	<b>\$ 1,159,500</b>	<b>\$ 10,710,000</b>	<b>\$ 3,086,650</b>	<b>\$ 22,336,150</b>

1/ Totals may not add due to rounding.

SOURCE: Washoe County, Nevada; compiled by Zions Public Finance

The following chart illustrates the fiscal year debt service requirements on the County's existing Revenue Bonds and General Obligation Revenue Bonds paid from sales tax revenues.

**EXISTING DEBT SERVICE  
PAID FROM SALES TAX REVENUES  
Washoe County, Nevada  
As of June 30, 2023**





***Ad Valorem Tax Rate Impact***

Principal and interest on the Sales Tax Revenue Bonds is payable from sales tax revenues. There is no impact on the ad valorem tax rate so long as the sales tax revenues are sufficient to pay debt service on the Sales Tax Revenue Bonds.

The following table illustrates the debt service coverage for the Sales Tax Revenue Bonds.

**HISTORICAL DEBT SERVICE COVERAGE  
SALES TAX REVENUE BONDS  
Washoe County, Nevada**

<b>Fiscal Year Ending June 30</b>	<b>Sales Tax Revenues <sup>1/</sup></b>	<b>Superior Bonds Debt Service</b>	<b>Superior Lien Coverage</b>	<b>Remaining Sales Tax Revenues</b>	<b>Parity Bonds Debt Service</b>	<b>Parity Coverage</b>
2019	\$ 10,450,540	\$ 580,900	17.99 x	\$ 9,869,640	\$ 842,150	11.72 x
2020	11,078,020	1,423,375	7.78 x	9,654,645	859,383	11.23 x
2021	13,037,229	1,427,875	9.13 x	11,609,354	902,706	12.86 x
2022	14,693,579	1,425,000	10.31 x	13,268,579	652,454	20.34 x
2023 (Estimated)	14,340,952	1,424,750	10.07 x	12,916,202	1,062,475	12.16 x
2024 (Budgeted)	14,340,952	1,426,875	10.05 x	12,914,077	1,062,975	12.15 x

1/ Represents sales tax collections at the rate of 0.125% of taxable sales.

SOURCE: State of Nevada Department of Taxation, Washoe County, Nevada Annual Comprehensive Financial Reports for fiscal years 2019-2022 and 2024 Final Budget

**Revenue Bonds  
Paid from Car Rental Fees**

**Existing Revenue Bond Indebtedness**

**Paid from Car Rental Fee Revenues (“Car Rental Fee Revenue Bonds”)**

The Car Rental Fee Revenue Bonds are payable from revenues received from a 2% fee imposed by the County upon lease of a passenger car by a short-term lessor. Short-term passenger cars leased for replacement vehicles are exempt from this fee (“Car Rental Fees”). These bonds are *not* general obligations of the County.

***Authorized and Proposed Future Car Rental Fee Revenue Supported Debt***

The County has no current authorization or plans to issue additional special elective tax revenue bonds paid from car rental fee revenues. The County reserves the privilege of issuing the bonds or other securities at any time legal requirements are satisfied.

***Car Rental Fee Revenues Bonded Indebtedness***

The following table sets forth the County’s bonded indebtedness for its existing Revenue Bonds paid from car rental fee revenues.

**EXISTING INDEBTEDNESS  
PAID FROM CAR RENTAL FEE REVENUES  
Washoe County, Nevada  
As of June 30, 2023**

	Date Issued	Final Maturity	Original Amount	Outstanding Principal
<b>REVENUE BONDS</b>				
<b>Senior Lien</b>				
Senior Lien Car Rental Fee Revenue Bonds, Series 2008	02/26/08	12/01/27	\$ 18,500,000	\$ 8,336,700
<b>Subordinate Lien</b>				
Sub. Lien Car Rental Fee Revenue Bonds (CABS), Series 2008	02/26/08	12/01/53	9,999,845	8,745,274 <sup>1/</sup>
<b>TOTAL</b>				<b>\$ 17,081,974</b>

1/ Does not include accreted value. Outstanding balance accretes at 7% annually.

SOURCE: Washoe County, Nevada; compiled by Zions Public Finance

***Car Rental Fee Revenue Bonds Debt Service Requirements***

The following table illustrates the fiscal year debt service requirements on the County's existing Car Rental Fee Revenue Bonds paid from car rental fee revenues.

**EXISTING DEBT SERVICE  
PAID FROM CAR RENTAL FEE REVENUES <sup>1/</sup>  
Washoe County, Nevada  
As of June 30, 2023**

Fiscal Year Ending June 30	Senior Lien Bonds <sup>2/</sup>		Subordinate Lien Bonds <sup>3/</sup>		Total
	Principal	Interest	Principal	Interest	
2024	\$ 1,352,700	\$ 405,999	\$ 62,853	\$ 112,094	\$ 1,933,646
2025	1,502,200	330,344	65,278	129,368	2,027,189
2026	1,675,600	246,132	65,624	143,982	2,131,338
2027	1,835,400	153,091	71,511	173,171	2,233,172
2028	1,970,800	52,226	85,882	228,904	2,337,813
2029	0	0	506,810	1,483,111	1,989,921
2030	0	0	487,244	1,562,192	2,049,436
2031	0	0	470,449	1,649,219	2,119,668
2032	0	0	452,614	1,731,906	2,184,520
2033	0	0	435,992	1,818,248	2,254,240
2034	0	0	420,581	1,908,830	2,329,411
2035	0	0	405,344	1,999,565	2,404,909
2036	0	0	390,107	2,089,320	2,479,427
2037	0	0	375,909	2,183,375	2,559,283
2038	0	0	361,884	2,277,473	2,639,357
2039	0	0	348,724	2,375,815	2,724,539
2040	0	0	336,959	2,472,943	2,809,902
2041	0	0	325,125	2,574,664	2,899,790
2042	0	0	312,942	2,676,952	2,989,894
2043	0	0	301,281	2,782,236	3,083,517
2044	0	0	289,967	2,889,177	3,179,145
2045	0	0	279,176	2,999,640	3,278,817
2046	0	0	268,907	3,114,257	3,383,164
2047	0	0	258,812	3,229,318	3,488,130
2048	0	0	249,240	3,349,090	3,598,330
2049	0	0	239,841	3,469,460	3,709,300
2050	0	0	231,138	3,598,150	3,829,288
2051	0	0	222,262	3,722,263	3,944,525
2052	0	0	214,082	3,855,866	4,069,947
2053	0	0	205,901	3,987,302	4,193,203
2054	0	0	2,835	1,061	3,896
<b>Total</b>	<b>\$ 8,336,700</b>	<b>\$ 1,187,791</b>	<b>\$ 8,745,274</b>	<b>\$ 66,588,950</b>	<b>\$ 84,858,715</b>

1/ Totals may not add due to rounding.

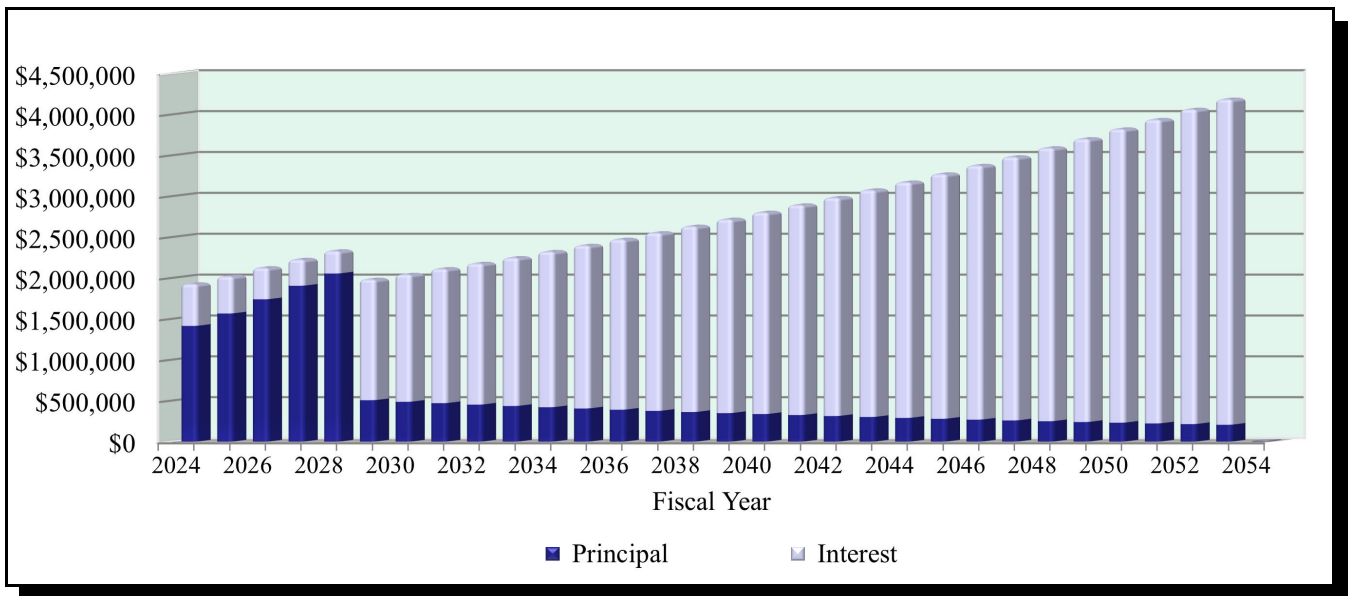
2/ The interest rate on the 2008 Senior Lien Car Rental Fee Revenue Bonds was reset on December 1, 2022, to 5.30% and will remain at 5.30% until the bonds mature on December 1, 2027.

3/ Does not include accreted value. Outstanding balance accretes at 7% annually.

SOURCE: Washoe County, Nevada; compiled by Zions Public Finance

The following chart illustrates the fiscal year debt service requirements on the County's existing Car Rental Fee Revenue Bonds paid from car rental fee revenues.

**EXISTING DEBT SERVICE <sup>1/</sup>**  
**PAID FROM CAR RENTAL FEE REVENUES**  
**Washoe County, Nevada**  
**As of June 30, 2023**



1/ Does not include accreted value. Outstanding balance accretes at 7% annually.

***Ad Valorem Tax Rate Impact***

Principal and interest on the Car Rental Fee Revenue Bonds is payable from the proceeds of the car rental fees. There is no impact on the ad valorem tax rate, these bonds are ***not*** general obligations of the County.

The following table illustrates the debt service coverage for the Car Rental Fee Revenue Bonds.

**HISTORICAL DEBT SERVICE COVERAGE  
CAR RENTAL FEE REVENUE BONDS  
Washoe County, Nevada**

Fiscal Year Ending June 30	Car Rental Fees	Senior Lien Bonds Debt Service	Coverage (times) <sup>1/</sup>	Subordinate Lien Bonds Debt Service <sup>2/</sup>	Total Senior and Subordinate Lien Bonds Debt Service	Coverage (times) <sup>1/</sup>
2019	\$ 1,614,091	\$ 1,264,569	1.28	\$ 238,472	\$ 1,503,041	1.07
2020	1,442,391	1,335,213	1.08	368,562	1,703,775	0.85
2021	1,313,586	1,400,493	0.94	58,808	1,459,301	0.90
2022	2,040,482	1,492,396	1.37	0	1,492,396	1.37
2023 (Estimated)	1,749,001	1,603,093	1.09	282,087	1,885,180	0.93
2024 (Budgeted)	1,957,277	1,758,699	1.11	174,948	1,933,646	1.01

1/ There are Car Rental Fee fund balance reserves available to make up any difference between the debt service and annual revenues on the senior lien and subordinate lien bonds. At June 30, 2023, there was \$1,302,455 (unaudited) in fund balance available to service this debt, if needed. In addition, the senior bond ordinance established a \$750,000 reserve for the senior lien bonds that will be available, if necessary, to meet debt service requirements on the senior bonds. This reserve is separate and above the fund balance reserves.

2/ Subordinate Lien Bond debt service payments, paid in December, are redeemed from excess/surplus revenues, if available, as of the prior June 30th. As of June 30, 2021, there were no excess/surplus revenues for a December 2021 Subordinate payment.

SOURCE: Washoe County, Nevada Annual Comprehensive Financial Reports for fiscal years 2019-2022, 2024 Final Budget and Washoe County, Nevada

## Debt Capacity

Response to NRS 350.013 1(c):

- (2) *A discussion of its capacity to incur authorized and proposed future general obligation debt without exceeding the applicable debt limit (NRS 350.013 (b)(2)).*

State statutes limit the aggregate principal amount of the County's general obligation debt to 10% of the County's total reported assessed valuation. Based upon the 2023 assessed valuation of \$22,297,007,640 (including the assessed valuation of the Reno Redevelopment Agency and the Sparks Redevelopment Agency (the "Redevelopment Agencies") with a total assessed value of \$809,170,612), the County's debt limit for general obligation bonds is \$2,229,700,764. In addition to the County's legal debt limit as a percentage of its total assessed value, the County's ability to issue future property tax supported debt is also constrained by constitutional and statutory limits of total property taxes that may be levied.

The following table illustrates the County's general obligation statutory debt limitation.

**STATUTORY DEBT LIMITATION <sup>1/</sup>**  
**Washoe County, Nevada**  
**As of June 30, 2023**

Statutory Debt Limitation <sup>1/</sup>	\$ 2,229,700,764
Outstanding General Obligation Indebtedness	
Paid from Ad Valorem Taxes	12,070,000
Paid from Consolidated Tax Revenues	40,813,000
Paid from Utilities Systems Revenues	51,730,140
Paid from Sales Tax Revenues	10,710,000
Paid from RSCVA Revenues <sup>2/</sup>	60,810,000
<b>Total Outstanding General Obligation Indebtedness</b>	<b>176,133,140</b>
Additional Statutory Debt Limitation	\$ 2,053,567,624

1/ Based upon the assessed valuation for fiscal year 2023 (including the assessed valuation of the Redevelopment Agencies).

2/ This debt is issued by Washoe County on behalf of the RSCVA, paid by RSCVA revenues, with the same criteria as other general obligation revenue bonds.

SOURCE: State of Nevada Department of Taxation; Washoe County, Nevada

The following table presents a record of the County's outstanding general obligation indebtedness with respect to its statutory debt limitation.

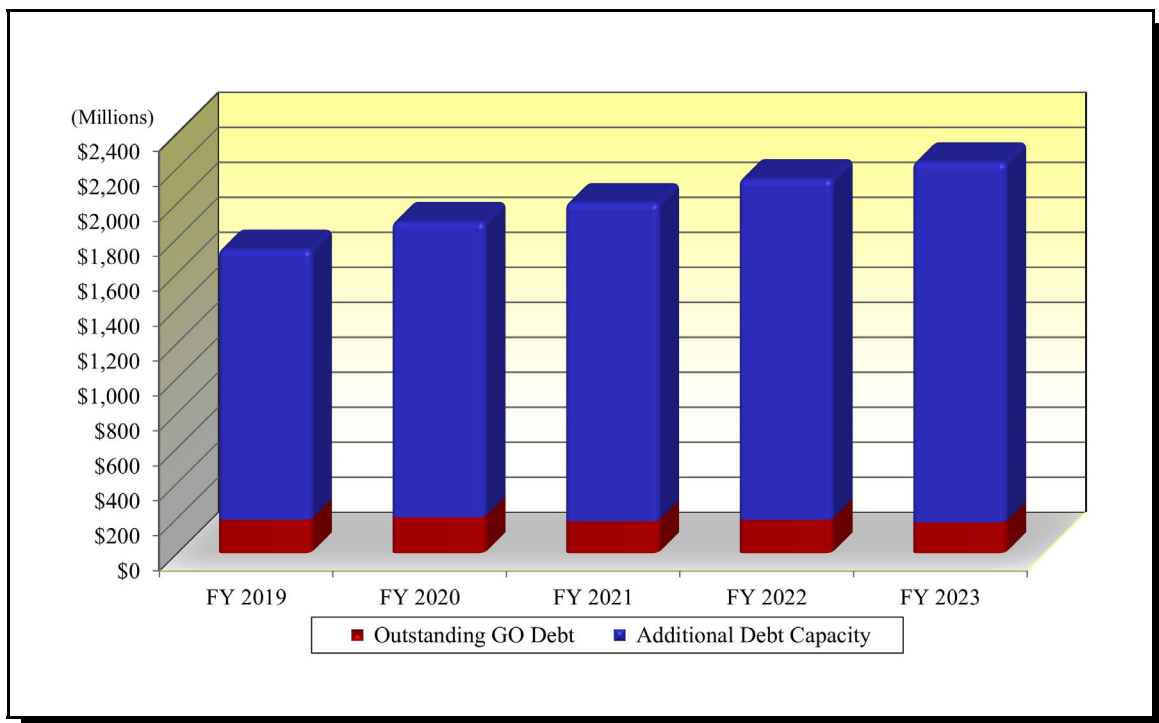
**HISTORICAL  
STATUTORY DEBT LIMITATION  
Washoe County, Nevada  
As of June 30, 2023**

Fiscal Year Ended June 30	Assessed Valuation <sup>1/</sup>	Debt Limit	Outstanding General Obligation Debt	Additional Statutory Debt Capacity
2019	\$ 17,303,080,339	\$ 1,730,308,034	\$ 191,160,779	\$ 1,539,147,255
2020	18,885,156,842	1,888,515,684	205,263,513	1,683,252,171
2021	19,963,863,206	1,996,386,321	182,557,753	1,813,828,568
2022	21,337,291,898	2,133,729,190	190,446,566	1,943,282,624
2023	22,297,007,640	2,229,700,764	176,133,140	2,053,567,624

1/ Includes the assessed valuation of the Redevelopment Agencies in the following amounts: 2019 - \$416,492,541; 2020 - \$486,383,462; 2021 - \$617,496,837; 2022 - \$787,038,057 and 2023 - \$809,170,612.

SOURCE: Ad Valorem Tax Rates for Nevada Local Governments, State of Nevada Department of Taxation; Washoe County, Nevada

**HISTORICAL STATUTORY DEBT LIMITATION  
Washoe County, Nevada**



**Debt Comparison  
(per capita and assessed valuation)**

Response to NRS 350.013 1(c):

- (3) *A discussion of general obligation debt that is payable from property taxes per capita as compared with such debt of other municipalities in this State.*
- (4) *A discussion of its general obligation debt that is payable from property taxes as a percentage of assessed valuation of all taxable property within the boundaries of the municipality.*

**DEBT RATIO COMPARISONS  
As of June 30, 2023**

	<b>Existing General Obligation Debt <sup>1/</sup></b>	<b>Estimated 2022 Population <sup>2/</sup></b>	<b>Fiscal Year 2023 Assessed Value <sup>3/</sup></b>	<b>General Obligation Debt Per Capita</b>	<b>General Obligation Debt as a % of Assessed Value</b>
<b>Washoe County</b>	\$ 176,133,140	501,635	\$ 21,487,837,028	\$ 351.12	0.82%
Carson City	143,544,791	58,314	2,075,625,383	2,461.58	6.92%
Clark County	3,555,708,864	2,338,127	115,981,318,714	1,520.75	3.07%
Douglas County	33,106,469	52,674	3,994,970,231	628.52	0.83%

1/ Outstanding as of June 30, 2023; does not include revenue bonds, lease/purchase agreements, assessment bonds, or proposed/authorized bonds.

2/ Source: Nevada State Demographer as of July 1.

3/ Source: State of Nevada Department of Taxation (excludes the Redevelopment Agencies).

SOURCE: Compiled by Zions Public Finance



## Policy Statement for Sale of Debt

Response to NRS 350.013 1(c):

*(5) Policy regarding the manner in which the municipality expects to sell its debt.*

The County can sell its debt directly to a bank (i.e., a private placement) or can issue bonds in the municipal bond market (i.e., through the open market). The decision as to whether to issue bonds or obtain bank financing is based upon an analysis of three factors: (1) cost, (2) access to the market, and (3) flexibility offered for future redemptions or refundings.

If bonds are issued, there are two ways bonds can be sold: competitive bid (public) or negotiated sale. NRS 350.105 to 350.195 set forth the circumstances under which a local government will sell its bonds at competitive bid or negotiated sale. The County will follow the statutory requirements in determining the method of sale for its bonds and as described below.

Competitive bid and negotiated sales provide for one or more pricings, depending upon market conditions or other factors. Either method can provide for changing sale dates, issue size, maturity amounts, term, bond features, etc. The timing of any sale is generally related to the requirements of the Nevada Open Meeting Law.

### Competitive Sale

In a competitive sale, all underwriter(s) are invited to submit a proposal to purchase an issue of bonds. The bonds are awarded to the underwriter(s) presenting the best bid according to stipulated criteria set forth in the notice of sale. The best bid is determined based on the lowest overall interest rate.

### Negotiated Sale

In a negotiated sale, an exclusive arrangement is made between the issuer and an underwriter or underwriting syndicate. At the end of successful negotiations, the issue is awarded to the underwriter. If bonds are sold through a negotiated sale, the County will comply with the requirements of NRS 350.175.

A negotiated underwriting may be considered based upon one or more of the following criteria:

- Extremely large issue size
- Complex financing structure (i.e. new security feature, variable rate financings, new derivatives, and certain revenue issues, etc.) which provides a desirable benefit to the County
- Difficulty in marketing due to credit rating or lack of bids
- Private placement, or sale to a municipality, to the state, or a federal agency
- Other factors which lead the County to conclude that competitive sale would not be effective.

It is the policy of the County to provide minority business enterprises, women business enterprises and all other business enterprises an equal opportunity to participate in the performance of all County contracts. Bidders are requested to assist the County in implementing this policy by taking all reasonable steps to ensure that all available business enterprises, including minority and women business enterprises have an equal opportunity to participate in County contracts.

## Operation Costs and Revenue Sources for Projects in Capital Improvement Plan

Response to NRS 350.013 1(c):

- (7) *A discussion of its operational costs and revenue sources, for the ensuing 5 fiscal years, associated with each project included in its plan for capital improvement submitted pursuant to paragraph (d), if those costs and revenues are expected to affect the property tax rate.*

The Washoe County Capital Improvements Program (CIP) is a five year plan for maintaining existing infrastructure and building new facilities to meet demands from growth. It is used to link the County's physical development planning with fiscal planning.

Washoe County's Capital Improvements Program includes major projects requiring the expenditure of public funds, over and above annual operating expenses, for the purchase, construction, or replacement of the physical assets of the community. Major capital projects are normally non-recurring (e.g. new buildings, streets, utility systems, land for parks, investments in new technology, etc.). Most CIP projects have a total cost of \$250,000 or more over five years or at least \$100,000 in one fiscal year. The Washoe County Capital Improvements Program (CIP) identifies project costs associated with the planning/design/engineering, land acquisition, and construction of new facilities and/or major remodels and maintenance projects. The CIP project submittal sheet also requests information on ongoing operation/maintenance costs associated with projects (NOTE: these expenses are not included in the total project cost).

Some CIP projects reduce operation and maintenance (O & M) costs. Many infrastructure maintenance projects, such as the surface treatment/overlay programs for each of the unincorporated planning areas, will reduce long-term O & M costs through preventative measures that extend the useful life of the County's infrastructure. Several projects in the Technology/Equipment category may also reduce operation and maintenance costs by automating functions (and reducing staff time) or by reducing energy costs and maintenance contracts on obsolete equipment.

Other CIP projects can have a direct and long-lasting impact on the County's operating budget. New facilities, such as libraries and the jail expansion, call for additional staff, telephones, uniforms, automobiles, computers, and additional expenditures for janitorial services and security. Increased expenditures must be anticipated for not only the department where the new staff will be added, but also the County's support departments such as the various divisions of Public Works (i.e., Facilities Services, Equipment Services), Technology Services and the Human Resources Department, among others. Project evaluation by County staff includes consideration of the O & M impacts of the project. Priority is awarded to projects which reduce operating impacts on the annual budget.

The County does not expect any operational costs associated with any project in the CIP to affect the tax rate.

## Miscellaneous Items

### Refundings

A refunding is generally the underwriting of a new bond issue whose proceeds are used to redeem an outstanding issue. Key definitions are described as follows:

*Advance Refunding* - A method of providing for payment of debt service on a bond until the first call date or designated call date from available funds. Advance refundings are done by issuing a new bond or using available funds and investing the proceeds in an escrow account in a portfolio of U.S. government securities structured to provide enough cash flow to pay debt service on the refunded bonds. Under the Tax Cuts and Jobs Act of 2017, advance refunding issues of tax exempt bonds issued after December 31, 2017 will no longer have tax exempt status.

*Current Refunding* - The duration of the escrow is 90 days or less.

*Gross Savings* - Difference between debt service on refunding bonds and refunded bonds less any contribution from a reserve or debt service fund.

*Present Value Savings* - Present value of gross savings discounted at the refunding bond yield to the closing date plus accrued interest less any contribution from a reserve or debt service fund.

Prior to beginning a refunding bond issue the County will review an estimate of the savings achievable from the refunding. The County may also review a pro forma schedule estimating the savings assuming that the refunding is done at various points in the future.

The County will generally consider refunding outstanding bonds if one or more of the following conditions exist:

1. Present value savings are at least 3% of the par amount of the refunding bonds.
2. The bonds to be refunded have restrictive or outdated covenants.
3. Restructuring debt is deemed to be desirable to align debt service obligations with revenues available for repayment.

The County may pursue a refunding not meeting the above criteria if:

1. Present value savings exceed the costs of issuing the bonds and the date of maturity of the bonds is less than 3 years from the call date, and the bonds can be currently refunded.
2. Current savings are acceptable when compared to savings that could be achieved by waiting for more favorable interest rates and/or call premiums.

## Debt Structure

Maturity Structures - The term of County debt issues should not extend beyond the useful life of the project or equipment financed. The repayment of principal on tax supported debt should generally not extend beyond 20 years unless there are compelling factors which make it necessary to extend the term beyond this point.

Debt issued by the County should be structured to provide for either level principal or level debt service. Deferring the repayment of principal should be considered only in select instances where it will take a period of time before revenues are sufficient to pay debt service or if such a structure will help levelize all-in debt service. Ascending debt service should generally be avoided.

Capitalized Interest - The County will generally not capitalize interest unless there are compelling factors which make it necessary or desirable to do so.

Bond Insurance - The purchase of bond insurance may be considered as part of the structure of a bond issue. Bond insurance is an insurance policy purchased by an issuer or an underwriter for either an entire issue or specific maturities, which guarantees the payment of principal and interest. While this security provides a higher credit rating and thus a lower borrowing cost for an issuer, such cost savings must be measured against the premium required for such insurance.

The decision to purchase insurance directly versus bidder's option is based on:

- volatile markets
- current investor demand for insured bonds
- level of insurance premiums
- ability of the County to purchase bond insurance from bond proceeds

Bond insurance can be purchased directly by the County prior to the bond sale (direct purchase) or at the underwriter's option and expense (bidder's option). In cases where insurance is purchased, the County will attempt to qualify its bond issues for insurance with bond insurance companies with ratings higher than the underlying rating on the bonds by Moody's Investors Service and S&P Global Ratings.

When insurance is purchased directly by the County, the present value of the estimated debt service savings from insurance should be at least equal to or greater than the insurance premium. The bond insurance company will usually be chosen based on an estimate of the greatest net present value insurance benefit (present value of debt service savings less insurance premium).

### **Financing Sources**

The County will evaluate available State bond financing programs before choosing the financing source. The County will consider utilizing a State program if bonds can be sold by the State in a manner that meets the County's timing needs and if two or more of the following conditions are expected:

- 1) The County will benefit from the State's credit rating.
- 2) The County will reduce its issuance costs by combining with other participants.
- 3) The County will be able to approve the structure of the bonds.
- 4) The utilization of the State program is the most cost effective source of funds.

[Remainder of page intentionally left blank]

**CHIEF FINANCIAL OFFICER INFORMATION**  
**NRS 350.013 Subsection 1(e)**

*A statement containing the name, title, mailing address and telephone number of the chief financial officer of the municipality.*

NAME: Abbe Yacoben  
TITLE: Chief Financial Officer  
ADDRESS: 1001 E. 9<sup>th</sup> Street, Building D  
Reno, Nevada 89512  
TELEPHONE: (775) 328-8243  
E-MAIL: [ayacoben@washoecounty.gov](mailto:ayacoben@washoecounty.gov)

**APPENDIX A**

**DEBT SERVICE SCHEDULES <sup>1/</sup>**  
**Washoe County, Nevada**  
**As of June 30, 2023**

	Date Issued	Final Maturity	Original Amount	Outstanding Principal	Page
<b>GENERAL OBLIGATION BONDS</b>					
Refunding Bonds, Series 2022A	01/27/22	03/01/30	\$ 14,130,000	\$ 12,070,000	A-1
<b>Total General Obligation Bonds</b>				<b>12,070,000</b>	<b>A-2</b>
<b>GENERAL OBLIGATION REVENUE BONDS</b>					
Sewer Refunding Bonds (SRF), Series 2015	08/18/15	07/01/26	17,386,176	2,548,457	A-3
Medical Examiner Building Bonds, Series 2015	08/27/15	03/10/35	12,000,000	8,410,000	A-4
Public Safety Refunding Bonds, Series 2016B	03/30/16	03/01/36	9,800,000	8,000,000	A-5
Sewer Bonds (SRF), Series 2020	05/27/20	01/01/50	27,000,000	26,181,682	A-6
Nevada Shared Radio System Bonds, Series 2020	09/16/20	08/01/35	9,135,000	8,245,000	A-8
Refunding Bonds, Series 2020B	10/29/20	11/01/29	9,695,000	7,903,000	A-9
Flood Control Refunding Bonds, Series 2021	07/20/21	12/01/35	11,500,000	10,710,000	A-10
Sewer Bonds (SRF), Series 2022	01/13/22	01/01/52	23,000,000	23,000,000	A-11
Consolidated Tax Refunding Bonds, Series 2022B	01/27/22	03/01/27	10,735,000	8,255,000	A-13
<b>Total General Obligation Revenue Bonds</b>				<b>103,253,140</b>	<b>A-14</b>
<b>TOTAL GENERAL OBLIGATION BONDS</b>				<b>\$ 115,323,140</b>	<b>A-15</b>
<b>OTHER OBLIGATIONS</b>					
Senior Lien Car Rental Fee Revenue Bonds, Series 2008	02/26/08	12/01/27	18,500,000	8,336,700	A-16
Sub. Lien Car Rental Fee Revenue Bonds (CABS), Series 2008	02/26/08	12/01/53	9,999,845	8,745,274	A-17
Sales Tax Revenue Refunding Bonds, Series 2016A	03/30/16	12/01/28	11,305,000	7,380,000	A-18
<b>TOTAL OTHER OBLIGATIONS</b>				<b>\$ 24,461,974</b>	<b>A-19</b>
<b>GRAND TOTAL GENERAL OBLIGATION BONDS AND OTHER OBLIGATIONS</b>				<b>\$ 139,785,114</b>	<b>A-20</b>

1/ Does not include General Obligation Revenue Bonds or Revenue Bonds issued by the County on behalf of the RSCVA or the RTC. A list of these bonds can be found in Appendix B.

**GENERAL OBLIGATION BONDS**



# \$14,130,000

Washoe County, Nevada  
General Obligation (Limited Tax)  
Refunding Bonds, Series 2022A

## Outstanding Debt Service

Date	Principal	Coupon*	Interest	Total P+I	Fiscal Total
06/30/2023	-	-	-	-	-
09/01/2023	-	5.000%	301,750.00	301,750.00	-
03/01/2024	2,215,000.00	5.000%	301,750.00	2,516,750.00	-
06/30/2024	-	-	-	-	2,818,500.00
09/01/2024	-	5.000%	246,375.00	246,375.00	-
03/01/2025	2,340,000.00	5.000%	246,375.00	2,586,375.00	-
06/30/2025	-	-	-	-	2,832,750.00
09/01/2025	-	5.000%	187,875.00	187,875.00	-
03/01/2026	2,460,000.00	5.000%	187,875.00	2,647,875.00	-
06/30/2026	-	-	-	-	2,835,750.00
09/01/2026	-	5.000%	126,375.00	126,375.00	-
03/01/2027	1,170,000.00	5.000%	126,375.00	1,296,375.00	-
06/30/2027	-	-	-	-	1,422,750.00
09/01/2027	-	5.000%	97,125.00	97,125.00	-
03/01/2028	1,230,000.00	5.000%	97,125.00	1,327,125.00	-
06/30/2028	-	-	-	-	1,424,250.00
09/01/2028	-	5.000%	66,375.00	66,375.00	-
03/01/2029	1,295,000.00	5.000%	66,375.00	1,361,375.00	-
06/30/2029	-	-	-	-	1,427,750.00
09/01/2029	-	5.000%	34,000.00	34,000.00	-
03/01/2030	1,360,000.00	5.000%	34,000.00	1,394,000.00	-
06/30/2030	-	-	-	-	1,428,000.00
<b>Total</b>	<b>\$12,070,000.00</b>	<b>-</b>	<b>\$2,119,750.00</b>	<b>\$14,189,750.00</b>	<b>-</b>

\* True Interest Cost (TIC) - 0.99707%

Washoe County, Nevada  
General Obligation Bonds

## Aggregate Bond Balance

Date	Principal	Interest	Total P+I	Bond Balance
06/30/2023	-	-	-	12,070,000.00
06/30/2024	2,215,000.00	603,500.00	2,818,500.00	9,855,000.00
06/30/2025	2,340,000.00	492,750.00	2,832,750.00	7,515,000.00
06/30/2026	2,460,000.00	375,750.00	2,835,750.00	5,055,000.00
06/30/2027	1,170,000.00	252,750.00	1,422,750.00	3,885,000.00
06/30/2028	1,230,000.00	194,250.00	1,424,250.00	2,655,000.00
06/30/2029	1,295,000.00	132,750.00	1,427,750.00	1,360,000.00
06/30/2030	1,360,000.00	68,000.00	1,428,000.00	-
<b>Total</b>	<b>\$12,070,000.00</b>	<b>\$2,119,750.00</b>	<b>\$14,189,750.00</b>	<b>-</b>

## Par Amounts Of Selected Issues

01/27/22A Refunding Bonds - \$14,130,000	12,070,000.00
<b>TOTAL</b>	<b>12,070,000.00</b>

**GENERAL OBLIGATION REVENUE BONDS**

# \$17,386,176

Washoe County, Nevada

General Obligation (Limited Tax) Sewer Refunding Bond (SRF)

(Additionally Secured by Pledged Revenues), Series 2015

## Outstanding Debt Service

Date	Principal	Coupon*	Interest	Total P+I	Fiscal Total
06/30/2023	-	-	-	-	-
07/01/2023	446,266.18	2.340%	29,816.94	476,083.12	-
01/01/2024	451,487.51	2.340%	24,595.63	476,083.14	-
06/30/2024	-	-	-	-	952,166.26
07/01/2024	352,940.58	2.340%	19,313.23	372,253.81	-
01/01/2025	357,069.99	2.340%	15,183.83	372,253.82	-
06/30/2025	-	-	-	-	744,507.63
07/01/2025	361,247.70	2.340%	11,006.11	372,253.81	-
01/01/2026	365,474.30	2.340%	6,779.51	372,253.81	-
06/30/2026	-	-	-	-	744,507.62
07/01/2026	213,970.94	2.340%	2,503.46	216,474.40	-
06/30/2027	-	-	-	-	216,474.40
<b>Total</b>	<b>\$2,548,457.20</b>	<b>-</b>	<b>\$109,198.71</b>	<b>\$2,657,655.91</b>	<b>-</b>

\* True Interest Cost (TIC) - 2.340%

# \$12,000,000

Washoe County, Nevada

General Obligation (Limited Tax) Medical Examiner Building Bonds

(Additionally Secured by Pledged Revenues), Series 2015

## Outstanding Debt Service

Date	Principal	Coupon*	Interest	Total P+I	Fiscal Total
06/30/2023	-	-	-	-	-
09/01/2023	-	5.000%	145,903.75	145,903.75	-
03/01/2024	570,000.00	5.000%	145,903.75	715,903.75	-
06/30/2024	-	-	-	-	861,807.50
09/01/2024	-	5.000%	131,653.75	131,653.75	-
03/01/2025	600,000.00	5.000%	131,653.75	731,653.75	-
06/30/2025	-	-	-	-	863,307.50
09/01/2025	-	3.000%	116,653.75	116,653.75	-
03/01/2026	630,000.00	3.000%	116,653.75	746,653.75	-
06/30/2026	-	-	-	-	863,307.50
09/01/2026	-	3.000%	107,203.75	107,203.75	-
03/01/2027	645,000.00	3.000%	107,203.75	752,203.75	-
06/30/2027	-	-	-	-	859,407.50
09/01/2027	-	3.000%	97,528.75	97,528.75	-
03/01/2028	665,000.00	3.000%	97,528.75	762,528.75	-
06/30/2028	-	-	-	-	860,057.50
09/01/2028	-	3.125%	87,553.75	87,553.75	-
03/01/2029	685,000.00	3.125%	87,553.75	772,553.75	-
06/30/2029	-	-	-	-	860,107.50
09/01/2029	-	3.200%	76,850.63	76,850.63	-
03/01/2030	710,000.00	3.200%	76,850.63	786,850.63	-
06/30/2030	-	-	-	-	863,701.26
09/01/2030	-	3.250%	65,490.63	65,490.63	-
03/01/2031	730,000.00	3.250%	65,490.63	795,490.63	-
06/30/2031	-	-	-	-	860,981.26
09/01/2031	-	3.250%	53,628.13	53,628.13	-
03/01/2032	755,000.00	3.250%	53,628.13	808,628.13	-
06/30/2032	-	-	-	-	862,256.26
09/01/2032	-	3.375%	41,359.38	41,359.38	-
03/01/2033	780,000.00	3.375%	41,359.38	821,359.38	-
06/30/2033	-	-	-	-	862,718.76
09/01/2033	-	3.375%	28,196.88	28,196.88	-
03/01/2034	805,000.00	3.375%	28,196.88	833,196.88	-
06/30/2034	-	-	-	-	861,393.76
09/01/2034	-	3.500%	14,612.50	14,612.50	-
03/01/2035	835,000.00	3.500%	14,612.50	849,612.50	-
06/30/2035	-	-	-	-	864,225.00
<b>Total</b>	<b>\$8,410,000.00</b>	<b>-</b>	<b>\$1,933,271.30</b>	<b>\$10,343,271.30</b>	<b>-</b>

\* True Interest Cost (TIC) - 3.850%

**\$9,800,000**

Washoe County, Nevada

General Obligation (Limited Tax) Public Safety Refunding Bonds

(Additionally Secured by Pledged Revenues), Series 2016B

**Outstanding Debt Service**

Date	Principal	Coupon*	Interest	Total P+I	Fiscal Total
06/30/2023	-	-	-	-	-
09/01/2023	-	5.000%	121,128.13	121,128.13	-
03/01/2024	515,000.00	5.000%	121,128.13	636,128.13	-
06/30/2024	-	-	-	-	757,256.26
09/01/2024	-	2.000%	108,253.13	108,253.13	-
03/01/2025	540,000.00	2.000%	108,253.13	648,253.13	-
06/30/2025	-	-	-	-	756,506.26
09/01/2025	-	2.000%	102,853.13	102,853.13	-
03/01/2026	550,000.00	2.000%	102,853.13	652,853.13	-
06/30/2026	-	-	-	-	755,706.26
09/01/2026	-	2.250%	97,353.13	97,353.13	-
03/01/2027	560,000.00	2.250%	97,353.13	657,353.13	-
06/30/2027	-	-	-	-	754,706.26
09/01/2027	-	3.000%	91,053.13	91,053.13	-
03/01/2028	575,000.00	3.000%	91,053.13	666,053.13	-
06/30/2028	-	-	-	-	757,106.26
09/01/2028	-	3.000%	82,428.13	82,428.13	-
03/01/2029	595,000.00	3.000%	82,428.13	677,428.13	-
06/30/2029	-	-	-	-	759,856.26
09/01/2029	-	3.000%	73,503.13	73,503.13	-
03/01/2030	605,000.00	3.000%	73,503.13	678,503.13	-
06/30/2030	-	-	-	-	752,006.26
09/01/2030	-	3.000%	64,428.13	64,428.13	-
03/01/2031	625,000.00	3.000%	64,428.13	689,428.13	-
06/30/2031	-	-	-	-	753,856.26
09/01/2031	-	3.000%	55,053.13	55,053.13	-
03/01/2032	645,000.00	3.000%	55,053.13	700,053.13	-
06/30/2032	-	-	-	-	755,106.26
09/01/2032	-	3.125%	45,378.13	45,378.13	-
03/01/2033	665,000.00	3.125%	45,378.13	710,378.13	-
06/30/2033	-	-	-	-	755,756.26
09/01/2033	-	3.250%	34,987.50	34,987.50	-
03/01/2034	685,000.00	3.250%	34,987.50	719,987.50	-
06/30/2034	-	-	-	-	754,975.00
09/01/2034	-	3.250%	23,856.25	23,856.25	-
03/01/2035	710,000.00	3.250%	23,856.25	733,856.25	-
06/30/2035	-	-	-	-	757,712.50
09/01/2035	-	3.375%	12,318.75	12,318.75	-
03/01/2036	730,000.00	3.375%	12,318.75	742,318.75	-
06/30/2036	-	-	-	-	754,637.50
<b>Total</b>	<b>\$8,000,000.00</b>	<b>-</b>	<b>\$1,825,187.60</b>	<b>\$9,825,187.60</b>	<b>-</b>

\* True Interest Cost (TIC) - 3.080%

# \$27,000,000

Washoe County, Nevada

General Obligation (Limited Tax) Sewer Bond (SRF)

(Additionally Secured by Pledged Revenues), Series 2020

## Outstanding Debt Service

Part 1 of 2

Date	Principal	Coupon*	Interest	Total P+I	Fiscal Total
06/30/2023	-	-	-	-	-
07/01/2023	384,622.40	1.690%	221,235.20	605,857.60	-
01/01/2024	387,872.46	1.690%	217,985.14	605,857.60	-
06/30/2024	-	-	-	-	1,211,715.20
07/01/2024	391,149.99	1.690%	214,707.62	605,857.61	-
01/01/2025	394,455.20	1.690%	211,402.40	605,857.60	-
06/30/2025	-	-	-	-	1,211,715.21
07/01/2025	397,788.35	1.690%	208,069.25	605,857.60	-
01/01/2026	401,149.66	1.690%	204,707.94	605,857.60	-
06/30/2026	-	-	-	-	1,211,715.20
07/01/2026	404,539.38	1.690%	201,318.23	605,857.61	-
01/01/2027	407,957.73	1.690%	197,899.87	605,857.60	-
06/30/2027	-	-	-	-	1,211,715.21
07/01/2027	411,404.98	1.690%	194,452.63	605,857.61	-
01/01/2028	414,881.35	1.690%	190,976.26	605,857.61	-
06/30/2028	-	-	-	-	1,211,715.22
07/01/2028	418,387.10	1.690%	187,470.51	605,857.61	-
01/01/2029	421,922.47	1.690%	183,935.14	605,857.61	-
06/30/2029	-	-	-	-	1,211,715.22
07/01/2029	425,487.71	1.690%	180,369.90	605,857.61	-
01/01/2030	429,083.08	1.690%	176,774.53	605,857.61	-
06/30/2030	-	-	-	-	1,211,715.22
07/01/2030	432,708.83	1.690%	173,148.78	605,857.61	-
01/01/2031	436,365.22	1.690%	169,492.39	605,857.61	-
06/30/2031	-	-	-	-	1,211,715.22
07/01/2031	440,052.51	1.690%	165,805.10	605,857.61	-
01/01/2032	443,770.95	1.690%	162,086.66	605,857.61	-
06/30/2032	-	-	-	-	1,211,715.22
07/01/2032	447,520.82	1.690%	158,336.80	605,857.62	-
01/01/2033	451,302.37	1.690%	154,555.25	605,857.62	-
06/30/2033	-	-	-	-	1,211,715.24
07/01/2033	455,115.87	1.690%	150,741.74	605,857.61	-
01/01/2034	458,961.60	1.690%	146,896.01	605,857.61	-
06/30/2034	-	-	-	-	1,211,715.22
07/01/2034	462,839.83	1.690%	143,017.78	605,857.61	-
01/01/2035	466,750.83	1.690%	139,106.78	605,857.61	-
06/30/2035	-	-	-	-	1,211,715.22
07/01/2035	470,694.87	1.690%	135,162.74	605,857.61	-
01/01/2036	474,672.24	1.690%	131,185.37	605,857.61	-
06/30/2036	-	-	-	-	1,211,715.22
07/01/2036	478,683.22	1.690%	127,174.39	605,857.61	-
01/01/2037	482,728.10	1.690%	123,129.52	605,857.62	-
06/30/2037	-	-	-	-	1,211,715.23
07/01/2037	486,807.15	1.690%	119,050.47	605,857.62	-
01/01/2038	490,920.67	1.690%	114,936.95	605,857.62	-
06/30/2038	-	-	-	-	1,211,715.24
07/01/2038	495,068.95	1.690%	110,788.67	605,857.62	-
01/01/2039	499,252.28	1.690%	106,605.34	605,857.62	-
06/30/2039	-	-	-	-	1,211,715.24
07/01/2039	503,470.96	1.690%	102,386.66	605,857.62	-
01/01/2040	507,725.29	1.690%	98,132.33	605,857.62	-
06/30/2040	-	-	-	-	1,211,715.24

# \$27,000,000

Washoe County, Nevada

General Obligation (Limited Tax) Sewer Bond (SRF)

(Additionally Secured by Pledged Revenues), Series 2020

## Outstanding Debt Service

Part 2 of 2

Date	Principal	Coupon*	Interest	Total P+I	Fiscal Total
07/01/2040	512,015.57	1.690%	93,842.05	605,857.62	-
01/01/2041	516,342.10	1.690%	89,515.52	605,857.62	-
06/30/2041	-	-	-	-	1,211,715.24
07/01/2041	520,705.19	1.690%	85,152.43	605,857.62	-
01/01/2042	525,105.15	1.690%	80,752.47	605,857.62	-
06/30/2042	-	-	-	-	1,211,715.24
07/01/2042	529,542.29	1.690%	76,315.33	605,857.62	-
01/01/2043	534,016.92	1.690%	71,840.70	605,857.62	-
06/30/2043	-	-	-	-	1,211,715.24
07/01/2043	538,529.37	1.690%	67,328.26	605,857.63	-
01/01/2044	543,079.94	1.690%	62,777.69	605,857.63	-
06/30/2044	-	-	-	-	1,211,715.26
07/01/2044	547,668.96	1.690%	58,188.66	605,857.62	-
01/01/2045	552,296.77	1.690%	53,560.86	605,857.63	-
06/30/2045	-	-	-	-	1,211,715.25
07/01/2045	556,963.67	1.690%	48,893.95	605,857.62	-
01/01/2046	561,670.02	1.690%	44,187.61	605,857.63	-
06/30/2046	-	-	-	-	1,211,715.25
07/01/2046	566,416.13	1.690%	39,441.50	605,857.63	-
01/01/2047	571,202.35	1.690%	34,655.28	605,857.63	-
06/30/2047	-	-	-	-	1,211,715.26
07/01/2047	576,029.01	1.690%	29,828.62	605,857.63	-
01/01/2048	580,896.45	1.690%	24,961.17	605,857.62	-
06/30/2048	-	-	-	-	1,211,715.25
07/01/2048	585,805.03	1.690%	20,052.59	605,857.62	-
01/01/2049	590,755.08	1.690%	15,102.54	605,857.62	-
06/30/2049	-	-	-	-	1,211,715.24
07/01/2049	595,746.96	1.690%	10,110.66	605,857.62	-
01/01/2050	600,781.01	1.690%	5,076.60	605,857.61	-
06/30/2050	-	-	-	-	1,211,715.23
<b>Total</b>	<b>\$26,181,682.39</b>	<b>-</b>	<b>\$6,534,628.84</b>	<b>\$32,716,311.23</b>	<b>-</b>

\* True Interest Cost (TIC) - 1.690%



# \$9,135,000

Washoe County, Nevada

General Obligation (Limited Tax) Nevada Shared Radio System Bonds

(Additionally Secured by Pledged Revenues), Series 2020

## Outstanding Debt Service

Date	Principal	Coupon*	Interest	Total P+I	Fiscal Total
06/30/2023	-	-	-	-	-
08/01/2023	480,000.00	5.000%	151,300.00	631,300.00	-
02/01/2024	-	5.000%	139,300.00	139,300.00	-
06/30/2024	-	-	-	-	770,600.00
08/01/2024	500,000.00	5.000%	139,300.00	639,300.00	-
02/01/2025	-	5.000%	126,800.00	126,800.00	-
06/30/2025	-	-	-	-	766,100.00
08/01/2025	530,000.00	5.000%	126,800.00	656,800.00	-
02/01/2026	-	5.000%	113,550.00	113,550.00	-
06/30/2026	-	-	-	-	770,350.00
08/01/2026	555,000.00	5.000%	113,550.00	668,550.00	-
02/01/2027	-	5.000%	99,675.00	99,675.00	-
06/30/2027	-	-	-	-	768,225.00
08/01/2027	585,000.00	5.000%	99,675.00	684,675.00	-
02/01/2028	-	5.000%	85,050.00	85,050.00	-
06/30/2028	-	-	-	-	769,725.00
08/01/2028	615,000.00	5.000%	85,050.00	700,050.00	-
02/01/2029	-	5.000%	69,675.00	69,675.00	-
06/30/2029	-	-	-	-	769,725.00
08/01/2029	645,000.00	5.000%	69,675.00	714,675.00	-
02/01/2030	-	5.000%	53,550.00	53,550.00	-
06/30/2030	-	-	-	-	768,225.00
08/01/2030	680,000.00	5.000%	53,550.00	733,550.00	-
02/01/2031	-	2.000%	36,550.00	36,550.00	-
06/30/2031	-	-	-	-	770,100.00
08/01/2031	705,000.00	2.000%	36,550.00	741,550.00	-
02/01/2032	-	2.000%	29,500.00	29,500.00	-
06/30/2032	-	-	-	-	771,050.00
08/01/2032	715,000.00	2.000%	29,500.00	744,500.00	-
02/01/2033	-	2.000%	22,350.00	22,350.00	-
06/30/2033	-	-	-	-	766,850.00
08/01/2033	730,000.00	2.000%	22,350.00	752,350.00	-
02/01/2034	-	2.000%	15,050.00	15,050.00	-
06/30/2034	-	-	-	-	767,400.00
08/01/2034	745,000.00	2.000%	15,050.00	760,050.00	-
02/01/2035	-	2.000%	7,600.00	7,600.00	-
06/30/2035	-	-	-	-	767,650.00
08/01/2035	760,000.00	2.000%	7,600.00	767,600.00	-
06/30/2036	-	-	-	-	767,600.00
<b>Total</b>	<b>\$8,245,000.00</b>	<b>-</b>	<b>\$1,748,600.00</b>	<b>\$9,993,600.00</b>	<b>-</b>

\* True Interest Cost (TIC) - 1.380%

# \$9,695,000

Washoe County, Nevada

General Obligation (Limited Tax) Refunding Bonds

(Additionally Secured with Pledged Revenues), Series 2020B

## Outstanding Debt Service

Date	Principal	Coupon*	Interest	Total P+I	Fiscal Total
06/30/2023	-	-	-	-	-
11/01/2023	1,072,000.00	1.350%	53,345.25	1,125,345.25	-
05/01/2024	-	1.350%	46,109.25	46,109.25	-
06/30/2024	-	-	-	-	1,171,454.50
11/01/2024	1,089,000.00	1.350%	46,109.25	1,135,109.25	-
05/01/2025	-	-	38,758.50	38,758.50	-
06/30/2025	-	-	-	-	1,173,867.75
11/01/2025	1,101,000.00	1.350%	38,758.50	1,139,758.50	-
05/01/2026	-	1.350%	31,326.75	31,326.75	-
06/30/2026	-	-	-	-	1,171,085.25
11/01/2026	2,127,000.00	1.350%	31,326.75	2,158,326.75	-
05/01/2027	-	1.350%	16,969.50	16,969.50	-
06/30/2027	-	-	-	-	2,175,296.25
11/01/2027	1,076,000.00	1.350%	16,969.50	1,092,969.50	-
05/01/2028	-	1.350%	9,706.50	9,706.50	-
06/30/2028	-	-	-	-	1,102,676.00
11/01/2028	1,091,000.00	1.350%	9,706.50	1,100,706.50	-
05/01/2029	-	1.350%	2,342.25	2,342.25	-
06/30/2029	-	-	-	-	1,103,048.75
11/01/2029	347,000.00	1.350%	2,342.25	349,342.25	-
06/30/2030	-	-	-	-	349,342.25
<b>Total</b>	<b>\$7,903,000.00</b>	<b>-</b>	<b>\$343,770.75</b>	<b>\$8,246,770.75</b>	<b>-</b>

\* True Interest Cost (TIC) - 1.350%

# \$11,500,000

Washoe County, Nevada

General Obligation (Limited Tax) Flood Control Refunding Bonds

(Additionally Secured By Pledged Revenues), Series 2021

## Outstanding Debt Service

Date	Principal	Coupon*	Interest	Total P+I	Fiscal Total
06/30/2023	-	-	-	-	-
12/01/2023	605,000.00	5.000%	236,550.00	841,550.00	-
06/01/2024	-	5.000%	221,425.00	221,425.00	-
06/30/2024	-	-	-	-	1,062,975.00
12/01/2024	635,000.00	5.000%	221,425.00	856,425.00	-
06/01/2025	-	5.000%	205,550.00	205,550.00	-
06/30/2025	-	-	-	-	1,061,975.00
12/01/2025	665,000.00	5.000%	205,550.00	870,550.00	-
06/01/2026	-	5.000%	188,925.00	188,925.00	-
06/30/2026	-	-	-	-	1,059,475.00
12/01/2026	700,000.00	5.000%	188,925.00	888,925.00	-
06/01/2027	-	5.000%	171,425.00	171,425.00	-
06/30/2027	-	-	-	-	1,060,350.00
12/01/2027	740,000.00	5.000%	171,425.00	911,425.00	-
06/01/2028	-	5.000%	152,925.00	152,925.00	-
06/30/2028	-	-	-	-	1,064,350.00
12/01/2028	775,000.00	5.000%	152,925.00	927,925.00	-
06/01/2029	-	5.000%	133,550.00	133,550.00	-
06/30/2029	-	-	-	-	1,061,475.00
12/01/2029	815,000.00	5.000%	133,550.00	948,550.00	-
06/01/2030	-	5.000%	113,175.00	113,175.00	-
06/30/2030	-	-	-	-	1,061,725.00
12/01/2030	855,000.00	5.000%	113,175.00	968,175.00	-
06/01/2031	-	5.000%	91,800.00	91,800.00	-
06/30/2031	-	-	-	-	1,059,975.00
12/01/2031	900,000.00	5.000%	91,800.00	991,800.00	-
06/01/2032	-	5.000%	69,300.00	69,300.00	-
06/30/2032	-	-	-	-	1,061,100.00
12/01/2032	945,000.00	5.000%	69,300.00	1,014,300.00	-
06/01/2033	-	5.000%	45,675.00	45,675.00	-
06/30/2033	-	-	-	-	1,059,975.00
12/01/2033	995,000.00	5.000%	45,675.00	1,040,675.00	-
06/01/2034	-	2.000%	20,800.00	20,800.00	-
06/30/2034	-	-	-	-	1,061,475.00
12/01/2034	1,030,000.00	2.000%	20,800.00	1,050,800.00	-
06/01/2035	-	2.000%	10,500.00	10,500.00	-
06/30/2035	-	-	-	-	1,061,300.00
12/01/2035	1,050,000.00	2.000%	10,500.00	1,060,500.00	-
06/30/2036	-	-	-	-	1,060,500.00
<b>Total</b>	<b>\$10,710,000.00</b>	<b>-</b>	<b>\$3,086,650.00</b>	<b>\$13,796,650.00</b>	<b>-</b>

\* True Interest Cost (TIC) - 1.460%

# \$23,000,000

Washoe County, Nevada

General Obligation (Limited Tax) Sewer Bond (SRF)

Additionally Secured by Pledged Revenues), Series 2022

## Outstanding Debt Service

Part 1 of 2

Date	Principal	Coupon*	Interest	Total P+I	Fiscal Total
06/30/2023	-	-	-	-	-
07/01/2023	-	-	169,049.99	169,049.99	-
01/01/2024	-	-	169,049.99	169,049.99	-
06/30/2024	-	-	-	-	338,099.98
07/01/2024	-	-	169,049.99	169,049.99	-
01/01/2025	340,851.00	-	169,049.99	509,900.99	-
06/30/2025	-	-	-	-	678,950.98
07/01/2025	343,356.00	1.470%	166,544.74	509,900.74	-
01/01/2026	345,879.00	1.470%	164,021.07	509,900.07	-
06/30/2026	-	-	-	-	1,019,800.81
07/01/2026	348,422.00	1.470%	161,478.86	509,900.86	-
01/01/2027	350,983.00	1.470%	158,917.96	509,900.96	-
06/30/2027	-	-	-	-	1,019,801.82
07/01/2027	353,562.00	1.470%	156,338.23	509,900.23	-
01/01/2028	356,161.00	1.470%	153,739.55	509,900.55	-
06/30/2028	-	-	-	-	1,019,800.78
07/01/2028	358,779.00	1.470%	151,121.77	509,900.77	-
01/01/2029	361,416.00	1.470%	148,484.74	509,900.74	-
06/30/2029	-	-	-	-	1,019,801.51
07/01/2029	364,072.00	1.470%	145,828.33	509,900.33	-
01/01/2030	366,748.00	1.470%	143,152.40	509,900.40	-
06/30/2030	-	-	-	-	1,019,800.73
07/01/2030	369,444.00	1.470%	140,456.80	509,900.80	-
01/01/2031	372,159.00	1.470%	137,741.39	509,900.39	-
06/30/2031	-	-	-	-	1,019,801.19
07/01/2031	374,894.00	1.470%	135,006.02	509,900.02	-
01/01/2032	377,650.00	1.470%	132,250.55	509,900.55	-
06/30/2032	-	-	-	-	1,019,800.57
07/01/2032	380,426.00	1.470%	129,474.82	509,900.82	-
01/01/2033	383,222.00	1.470%	126,678.69	509,900.69	-
06/30/2033	-	-	-	-	1,019,801.51
07/01/2033	386,038.00	1.470%	123,862.01	509,900.01	-
01/01/2034	388,876.00	1.470%	121,024.63	509,900.63	-
06/30/2034	-	-	-	-	1,019,800.64
07/01/2034	391,734.00	1.470%	118,166.39	509,900.39	-
01/01/2035	394,613.00	1.470%	115,287.15	509,900.15	-
06/30/2035	-	-	-	-	1,019,800.54
07/01/2035	397,514.00	1.470%	112,386.74	509,900.74	-
01/01/2036	400,435.00	1.470%	109,465.01	509,900.01	-
06/30/2036	-	-	-	-	1,019,800.75
07/01/2036	403,379.00	1.470%	106,521.81	509,900.81	-
01/01/2037	406,344.00	1.470%	103,556.97	509,900.97	-
06/30/2037	-	-	-	-	1,019,801.78
07/01/2037	409,330.00	1.470%	100,570.34	509,900.34	-
01/01/2038	412,339.00	1.470%	97,561.76	509,900.76	-
06/30/2038	-	-	-	-	1,019,801.10
07/01/2038	415,369.00	1.470%	94,531.07	509,900.07	-
01/01/2039	418,422.00	1.470%	91,478.11	509,900.11	-
06/30/2039	-	-	-	-	1,019,800.18
07/01/2039	421,498.00	1.470%	88,402.71	509,900.71	-
01/01/2040	424,596.00	1.470%	85,304.70	509,900.70	-
06/30/2040	-	-	-	-	1,019,801.41

# \$23,000,000

Washoe County, Nevada

General Obligation (Limited Tax) Sewer Bond (SRF)

Additionally Secured by Pledged Revenues), Series 2022

## Outstanding Debt Service

Part 2 of 2

Date	Principal	Coupon*	Interest	Total P+I	Fiscal Total
07/01/2040	427,717.00	1.470%	82,183.92	509,900.92	-
01/01/2041	430,860.00	1.470%	79,040.20	509,900.20	-
06/30/2041	-	-	-	-	1,019,801.12
07/01/2041	434,027.00	1.470%	75,873.38	509,900.38	-
01/01/2042	437,217.00	1.470%	72,683.28	509,900.28	-
06/30/2042	-	-	-	-	1,019,800.66
07/01/2042	440,431.00	1.470%	69,469.74	509,900.74	-
01/01/2043	443,668.00	1.470%	66,232.57	509,900.57	-
06/30/2043	-	-	-	-	1,019,801.31
07/01/2043	446,929.00	1.470%	62,971.61	509,900.61	-
01/01/2044	450,214.00	1.470%	59,686.68	509,900.68	-
06/30/2044	-	-	-	-	1,019,801.29
07/01/2044	453,523.00	1.470%	56,377.61	509,900.61	-
01/01/2045	456,856.00	1.470%	53,044.22	509,900.22	-
06/30/2045	-	-	-	-	1,019,800.83
07/01/2045	460,214.00	1.470%	49,686.33	509,900.33	-
01/01/2046	463,597.00	1.470%	46,303.76	509,900.76	-
06/30/2046	-	-	-	-	1,019,801.09
07/01/2046	467,004.00	1.470%	42,896.32	509,900.32	-
01/01/2047	470,437.00	1.470%	39,463.84	509,900.84	-
06/30/2047	-	-	-	-	1,019,801.16
07/01/2047	473,894.00	1.470%	36,006.13	509,900.13	-
01/01/2048	477,377.00	1.470%	32,523.01	509,900.01	-
06/30/2048	-	-	-	-	1,019,800.14
07/01/2048	480,886.00	1.470%	29,014.29	509,900.29	-
01/01/2049	484,421.00	1.470%	25,479.78	509,900.78	-
06/30/2049	-	-	-	-	1,019,801.07
07/01/2049	487,981.00	1.470%	21,919.29	509,900.29	-
01/01/2050	491,568.00	1.470%	18,332.63	509,900.63	-
06/30/2050	-	-	-	-	1,019,800.92
07/01/2050	495,181.00	1.470%	14,719.61	509,900.61	-
01/01/2051	498,820.00	1.470%	11,080.03	509,900.03	-
06/30/2051	-	-	-	-	1,019,800.64
07/01/2051	502,487.00	1.470%	7,413.70	509,900.70	-
01/01/2052	506,180.00	1.470%	3,720.42	509,900.42	-
06/30/2052	-	-	-	-	1,019,801.12
<b>Total</b>	<b>\$23,000,000.00</b>	<b>-</b>	<b>\$5,551,677.63</b>	<b>\$28,551,677.63</b>	<b>-</b>

Note: Based on estimated debt service schedule. As of June 30, 2023, the County had borrowed \$12,281,694.49 from the State Revolving Fund. The outstanding amount of the 2022 Sewer Bonds will continue to increase as the County draws down funds until the maximum \$23,000,000 is reached, or the project is complete.

\* True Interest Cost (TIC) - 1.470%

# \$10,735,000

Washoe County, Nevada

General Obligation (Limited Tax) Consolidated Tax Refunding Bonds

(Additionally Secured By Pledged Revenues), Series 2022B

## Outstanding Debt Service

Date	Principal	Coupon	Interest	Total P+I	Fiscal Total
06/30/2023	-	-	-	-	-
09/01/2023	-	5.000%	206,375.00	206,375.00	-
03/01/2024	2,650,000.00	5.000%	206,375.00	2,856,375.00	-
06/30/2024	-	-	-	-	3,062,750.00
09/01/2024	-	5.000%	140,125.00	140,125.00	-
03/01/2025	2,795,000.00	5.000%	140,125.00	2,935,125.00	-
06/30/2025	-	-	-	-	3,075,250.00
09/01/2025	-	5.000%	70,250.00	70,250.00	-
03/01/2026	1,810,000.00	5.000%	70,250.00	1,880,250.00	-
06/30/2026	-	-	-	-	1,950,500.00
09/01/2026	-	5.000%	25,000.00	25,000.00	-
03/01/2027	1,000,000.00	5.000%	25,000.00	1,025,000.00	-
06/30/2027	-	-	-	-	1,050,000.00
<b>Total</b>	<b>\$8,255,000.00</b>	-	<b>\$883,500.00</b>	<b>\$9,138,500.00</b>	-

\* True Interest Cost (TIC) - 0.750%

Washoe County, Nevada  
General Obligation Revenue Bonds

## Aggregate Bond Balance\*

Date	Principal	Interest	Total P+I	Bond Balance
06/30/2023	-	-	-	103,253,139.59
06/30/2024	7,562,248.55	2,626,576.15	10,188,824.70	95,690,891.04
06/30/2025	7,995,466.76	2,336,713.57	10,332,180.33	87,695,424.28
06/30/2026	7,500,895.01	2,045,552.63	9,546,447.64	80,194,529.27
06/30/2027	7,312,873.05	1,803,103.39	9,115,976.44	72,881,656.22
06/30/2028	5,177,009.33	1,608,421.43	6,785,430.76	67,704,646.89
06/30/2029	5,321,504.57	1,464,224.67	6,785,729.24	62,383,142.32
06/30/2030	4,707,390.79	1,319,124.93	6,026,515.72	57,675,751.53
06/30/2031	4,500,677.05	1,175,751.88	5,676,428.93	53,175,074.48
06/30/2032	4,641,367.46	1,039,660.85	5,681,028.31	48,533,707.02
06/30/2033	4,767,471.19	909,345.58	5,676,816.77	43,766,235.83
06/30/2034	4,903,991.47	772,768.15	5,676,759.62	38,862,244.36
06/30/2035	5,035,937.66	646,465.60	5,682,403.26	33,826,306.70
06/30/2036	4,283,316.11	530,937.36	4,814,253.47	29,542,990.59
06/30/2037	1,771,134.32	460,382.69	2,231,517.01	27,771,856.27
06/30/2038	1,799,396.82	432,119.52	2,231,516.34	25,972,459.45
06/30/2039	1,828,112.23	403,403.19	2,231,515.42	24,144,347.22
06/30/2040	1,857,290.25	374,226.40	2,231,516.65	22,287,056.97
06/30/2041	1,886,934.67	344,581.69	2,231,516.36	20,400,122.30
06/30/2042	1,917,054.34	314,461.56	2,231,515.90	18,483,067.96
06/30/2043	1,947,658.21	283,858.34	2,231,516.55	16,535,409.75
06/30/2044	1,978,752.31	252,764.24	2,231,516.55	14,556,657.44
06/30/2045	2,010,344.73	221,171.35	2,231,516.08	12,546,312.71
06/30/2046	2,042,444.69	189,071.65	2,231,516.34	10,503,868.02
06/30/2047	2,075,059.48	156,456.94	2,231,516.42	8,428,808.54
06/30/2048	2,108,196.46	123,318.93	2,231,515.39	6,320,612.08
06/30/2049	2,141,867.11	89,649.20	2,231,516.31	4,178,744.97
06/30/2050	2,176,076.97	55,439.18	2,231,516.15	2,002,668.00
06/30/2051	994,001.00	25,799.64	1,019,800.64	1,008,667.00
06/30/2052	1,008,667.00	11,134.12	1,019,801.12	-
<b>Total</b>	<b>\$103,253,139.59</b>	<b>\$22,016,484.83</b>	<b>\$125,269,624.42</b>	<b>-</b>

### Par Amounts Of Selected Issues

08/18/15 Sewer Refunding Bond (SRF) - \$17,386,176	2,548,457.20
08/27/15 Medical Examiner Building Bonds - \$12,000,000	8,410,000.00
03/30/16B Public Safety Refunding Bonds - \$9,800,000	8,000,000.00
05/27/20 Sewer Bonds (SRF) - \$27,000,000	26,181,682.39
09/16/20 Nevada Shared Radio System Bonds - \$9,135,000	8,245,000.00
10/29/20B Refunding Bonds - \$9,695,000	7,903,000.00
07/20/21 Flood Control Refunding Bonds - \$11,500,000	10,710,000.00
01/13/22 Sewer Bond (SRF) - \$23,000,000	23,000,000.00 *
01/27/22B Consolidated Tax Refunding Bonds - \$10,735,000	8,255,000.00
<b>TOTAL</b>	<b>103,253,139.59</b>

Note: Includes estimated debt service schedule on the 2022 Sewer Bond. As of June 30, 2023, the County had borrowed \$12,281,694.49 from the State Revolving Fund. The outstanding amount of the 2022 Sewer Bonds will continue to increase as the County draws down funds until the maximum \$23,000,000 is reached, or the project is complete.

**TOTAL OUTSTANDING  
GENERAL OBLIGATION BONDS**



Washoe County, Nevada  
Grand Total General Obligation Bonds

**Aggregate Bond Balance\***

Date	Principal	Interest	Total P+	Bond Balance
06/30/2023	-	-	-	115,323,139.59
06/30/2024	9,777,248.55	3,230,076.15	13,007,324.70	105,545,891.04
06/30/2025	10,335,466.76	2,829,463.57	13,164,930.33	95,210,424.28
06/30/2026	9,960,895.01	2,421,302.63	12,382,197.64	85,249,529.27
06/30/2027	8,482,873.05	2,055,853.39	10,538,726.44	76,766,656.22
06/30/2028	6,407,009.33	1,802,671.43	8,209,680.76	70,359,646.89
06/30/2029	6,616,504.57	1,596,974.67	8,213,479.24	63,743,142.32
06/30/2030	6,067,390.79	1,387,124.93	7,454,515.72	57,675,751.53
06/30/2031	4,500,677.05	1,175,751.88	5,676,428.93	53,175,074.48
06/30/2032	4,641,367.46	1,039,660.85	5,681,028.31	48,533,707.02
06/30/2033	4,767,471.19	909,345.58	5,676,816.77	43,766,235.83
06/30/2034	4,903,991.47	772,768.15	5,676,759.62	38,862,244.36
06/30/2035	5,035,937.66	646,465.60	5,682,403.26	33,826,306.70
06/30/2036	4,283,316.11	530,937.36	4,814,253.47	29,542,990.59
06/30/2037	1,771,134.32	460,382.69	2,231,517.01	27,771,856.27
06/30/2038	1,799,396.82	432,119.52	2,231,516.34	25,972,459.45
06/30/2039	1,828,112.23	403,403.19	2,231,515.42	24,144,347.22
06/30/2040	1,857,290.25	374,226.40	2,231,516.65	22,287,056.97
06/30/2041	1,886,934.67	344,581.69	2,231,516.36	20,400,122.30
06/30/2042	1,917,054.34	314,461.56	2,231,515.90	18,483,067.96
06/30/2043	1,947,658.21	283,858.34	2,231,516.55	16,535,409.75
06/30/2044	1,978,752.31	252,764.24	2,231,516.55	14,556,657.44
06/30/2045	2,010,344.73	221,171.35	2,231,516.08	12,546,312.71
06/30/2046	2,042,444.69	189,071.65	2,231,516.34	10,503,868.02
06/30/2047	2,075,059.48	156,456.94	2,231,516.42	8,428,808.54
06/30/2048	2,108,196.46	123,318.93	2,231,515.39	6,320,612.08
06/30/2049	2,141,867.11	89,649.20	2,231,516.31	4,178,744.97
06/30/2050	2,176,076.97	55,439.18	2,231,516.15	2,002,668.00
06/30/2051	994,001.00	25,799.64	1,019,800.64	1,008,667.00
06/30/2052	1,008,667.00	11,134.12	1,019,801.12	-
<b>Total</b>	<b>\$115,323,139.59</b>	<b>\$24,136,234.83</b>	<b>\$139,459,374.42</b>	<b>-</b>

**Par Amounts Of Selected Issues**

01/27/22A Refunding Bonds - \$14,130,000	12,070,000.00
08/18/15 Sewer Refunding Bond (SRF) - \$17,386,176	2,548,457.20
08/27/15 Medical Examiner Building Bonds - \$12,000,000	8,410,000.00
03/30/16B Public Safety Refunding Bonds - \$9,800,000	8,000,000.00
05/27/20 Sewer Bonds (SRF) - \$27,000,000	26,181,682.39
09/16/20 Nevada Shared Radio System Bonds - \$9,135,000	8,245,000.00
10/29/20B Refunding Bonds - \$9,695,000	7,903,000.00
07/20/21 Flood Control Refunding Bonds - \$11,500,000	10,710,000.00
01/13/22 Sewer Bond (SRF) - \$23,000,000	23,000,000.00 *
01/27/22B Consolidated Tax Refunding Bonds - \$10,735,000	8,255,000.00
<b>TOTAL</b>	<b>115,323,139.59</b>

Note: Includes estimated debt service schedule on the 2022 Sewer Bond. As of June 30, 2023, the County had borrowed \$12,281,694.49 from the State Revolving Fund. The outstanding amount of the 2022 Sewer Bonds will continue to increase as the County draws down funds until the maximum \$23,000,000 is reached, or the project is complete.

**OTHER OBLIGATIONS**

# \$18,500,000

Washoe County, Nevada

Senior Lien Car Rental Fee Revenue Bonds

Series 2008

## Outstanding Debt Service

Date	Principal	Coupon*	Interest	Total P+I	Fiscal Total
06/30/2023	-	-	-	-	-
12/01/2023	1,352,700.00	5.300%	220,922.55	1,573,622.55	-
06/01/2024	-	5.300%	185,076.00	185,076.00	-
06/30/2024	-	-	-	-	1,758,698.55
12/01/2024	1,502,200.00	5.300%	185,076.00	1,687,276.00	-
06/01/2025	-	5.300%	145,267.70	145,267.70	-
06/30/2025	-	-	-	-	1,832,543.70
12/01/2025	1,675,600.00	5.300%	145,267.70	1,820,867.70	-
06/01/2026	-	5.300%	100,864.30	100,864.30	-
06/30/2026	-	-	-	-	1,921,732.00
12/01/2026	1,835,400.00	5.300%	100,864.30	1,936,264.30	-
06/01/2027	-	5.300%	52,226.20	52,226.20	-
06/30/2027	-	-	-	-	1,988,490.50
12/01/2027	1,970,800.00	5.300%	52,226.20	2,023,026.20	-
06/30/2028	-	-	-	-	2,023,026.20
<b>Total</b>	<b>\$8,336,700.00</b>	<b>-</b>	<b>\$1,187,790.95</b>	<b>\$9,524,490.95</b>	<b>-</b>

\* True Interest Cost (TIC) - 5.300%

# \$9,999,845

Washoe County, Nevada

Subordinate Lien Car Rental Fee Revenue Bonds

Series 2008

## Outstanding Debt Service

Date	Principal	Coupon*	Interest	Total P+I	Fiscal Total
06/30/2023	-	-	-	-	-
12/01/2023	62,853.45	7.000%	112,094.40	174,947.85	-
06/30/2024	-	-	-	-	174,947.85
12/01/2024	65,277.55	7.000%	129,367.55	194,645.10	-
06/30/2025	-	-	-	-	194,645.10
12/01/2025	65,623.85	7.000%	143,982.10	209,605.95	-
06/30/2026	-	-	-	-	209,605.95
12/01/2026	71,510.95	7.000%	173,170.90	244,681.85	-
06/30/2027	-	-	-	-	244,681.85
12/01/2027	85,882.40	7.000%	228,904.00	314,786.40	-
06/30/2028	-	-	-	-	314,786.40
12/01/2028	506,810.05	7.000%	1,483,110.90	1,989,920.95	-
06/30/2029	-	-	-	-	1,989,920.95
12/01/2029	487,244.10	7.000%	1,562,192.10	2,049,436.20	-
06/30/2030	-	-	-	-	2,049,436.20
12/01/2030	470,448.55	7.000%	1,649,219.00	2,119,667.55	-
06/30/2031	-	-	-	-	2,119,667.55
12/01/2031	452,614.10	7.000%	1,731,905.70	2,184,519.80	-
06/30/2032	-	-	-	-	2,184,519.80
12/01/2032	435,991.70	7.000%	1,818,247.80	2,254,239.50	-
06/30/2033	-	-	-	-	2,254,239.50
12/01/2033	420,581.35	7.000%	1,908,829.65	2,329,411.00	-
06/30/2034	-	-	-	-	2,329,411.00
12/01/2034	405,344.15	7.000%	1,999,565.15	2,404,909.30	-
06/30/2035	-	-	-	-	2,404,909.30
12/01/2035	390,106.95	7.000%	2,089,319.55	2,479,426.50	-
06/30/2036	-	-	-	-	2,479,426.50
12/01/2036	375,908.65	7.000%	2,183,374.70	2,559,283.35	-
06/30/2037	-	-	-	-	2,559,283.35
12/01/2037	361,883.50	7.000%	2,277,473.00	2,639,356.50	-
06/30/2038	-	-	-	-	2,639,356.50
12/01/2038	348,724.10	7.000%	2,375,815.10	2,724,539.20	-
06/30/2039	-	-	-	-	2,724,539.20
12/01/2039	336,959.15	7.000%	2,472,942.70	2,809,901.85	-
06/30/2040	-	-	-	-	2,809,901.85
12/01/2040	325,125.40	7.000%	2,574,664.40	2,899,789.80	-
06/30/2041	-	-	-	-	2,899,789.80
12/01/2041	312,941.90	7.000%	2,676,952.30	2,989,894.20	-
06/30/2042	-	-	-	-	2,989,894.20
12/01/2042	301,280.55	7.000%	2,782,236.30	3,083,516.85	-
06/30/2043	-	-	-	-	3,083,516.85
12/01/2043	289,967.30	7.000%	2,889,177.20	3,179,144.50	-
06/30/2044	-	-	-	-	3,179,144.50
12/01/2044	279,176.20	7.000%	2,999,640.40	3,278,816.60	-
06/30/2045	-	-	-	-	3,278,816.60
12/01/2045	268,907.25	7.000%	3,114,256.50	3,383,163.75	-
06/30/2046	-	-	-	-	3,383,163.75
12/01/2046	258,812.35	7.000%	3,229,317.90	3,488,130.25	-
06/30/2047	-	-	-	-	3,488,130.25
12/01/2047	249,239.60	7.000%	3,349,090.00	3,598,329.60	-
06/30/2048	-	-	-	-	3,598,329.60
12/01/2048	239,840.90	7.000%	3,469,459.50	3,709,300.40	-
06/30/2049	-	-	-	-	3,709,300.40
12/01/2049	231,138.40	7.000%	3,598,149.60	3,829,288.00	-
06/30/2050	-	-	-	-	3,829,288.00
12/01/2050	222,261.85	7.000%	3,722,263.45	3,944,525.30	-
06/30/2051	-	-	-	-	3,944,525.30
12/01/2051	214,081.50	7.000%	3,855,865.50	4,069,947.00	-
06/30/2052	-	-	-	-	4,069,947.00
12/01/2052	205,901.15	7.000%	3,987,301.50	4,193,202.65	-
06/30/2053	-	-	-	-	4,193,202.65
12/01/2053	2,835.35	7.000%	1,060.74	3,896.09	-
06/30/2054	-	-	-	-	3,896.09
<b>Total</b>	<b>\$8,745,274.25</b>	<b>-</b>	<b>\$66,588,949.59</b>	<b>\$75,334,223.84</b>	<b>-</b>

\* True Interest Cost (TIC) - 7.000%

# \$11,305,000

Washoe County, Nevada  
Sales Tax Revenue Refunding Bonds  
Series 2016A

## Outstanding Debt Service

Date	Principal	Coupon*	Interest	Total P+I	Fiscal Total
06/30/2023	-	-	-	-	-
12/01/2023	1,085,000.00	5.000%	184,500.00	1,269,500.00	-
06/01/2024	-	5.000%	157,375.00	157,375.00	-
06/30/2024	-	-	-	-	1,426,875.00
12/01/2024	1,140,000.00	5.000%	157,375.00	1,297,375.00	-
06/01/2025	-	5.000%	128,875.00	128,875.00	-
06/30/2025	-	-	-	-	1,426,250.00
12/01/2025	1,195,000.00	5.000%	128,875.00	1,323,875.00	-
06/01/2026	-	5.000%	99,000.00	99,000.00	-
06/30/2026	-	-	-	-	1,422,875.00
12/01/2026	1,255,000.00	5.000%	99,000.00	1,354,000.00	-
06/01/2027	-	5.000%	67,625.00	67,625.00	-
06/30/2027	-	-	-	-	1,421,625.00
12/01/2027	1,320,000.00	5.000%	67,625.00	1,387,625.00	-
06/01/2028	-	5.000%	34,625.00	34,625.00	-
06/30/2028	-	-	-	-	1,422,250.00
12/01/2028	1,385,000.00	5.000%	34,625.00	1,419,625.00	-
06/30/2029	-	-	-	-	1,419,625.00
<b>Total</b>	<b>\$7,380,000.00</b>	<b>-</b>	<b>\$1,159,500.00</b>	<b>\$8,539,500.00</b>	<b>-</b>

\* True Interest Cost (TIC) - 2.460%

Washoe County, Nevada  
Other Obligations

## Aggregate Bond Balance

Date	Principal	Interest	Total P+I	Bond Balance
06/30/2023	-	-	-	24,461,974.25
06/30/2024	2,500,553.45	859,967.95	3,360,521.40	21,961,420.80
06/30/2025	2,707,477.55	745,961.25	3,453,438.80	19,253,943.25
06/30/2026	2,936,223.85	617,989.10	3,554,212.95	16,317,719.40
06/30/2027	3,161,910.95	492,886.40	3,654,797.35	13,155,808.45
06/30/2028	3,376,682.40	383,380.20	3,760,062.60	9,779,126.05
06/30/2029	1,891,810.05	1,517,735.90	3,409,545.95	7,887,316.00
06/30/2030	487,244.10	1,562,192.10	2,049,436.20	7,400,071.90
06/30/2031	470,448.55	1,649,219.00	2,119,667.55	6,929,623.35
06/30/2032	452,614.10	1,731,905.70	2,184,519.80	6,477,009.25
06/30/2033	435,991.70	1,818,247.80	2,254,239.50	6,041,017.55
06/30/2034	420,581.35	1,908,829.65	2,329,411.00	5,620,436.20
06/30/2035	405,344.15	1,999,565.15	2,404,909.30	5,215,092.05
06/30/2036	390,106.95	2,089,319.55	2,479,426.50	4,824,985.10
06/30/2037	375,908.65	2,183,374.70	2,559,283.35	4,449,076.45
06/30/2038	361,883.50	2,277,473.00	2,639,356.50	4,087,192.95
06/30/2039	348,724.10	2,375,815.10	2,724,539.20	3,738,468.85
06/30/2040	336,959.15	2,472,942.70	2,809,901.85	3,401,509.70
06/30/2041	325,125.40	2,574,664.40	2,899,789.80	3,076,384.30
06/30/2042	312,941.90	2,676,952.30	2,989,894.20	2,763,442.40
06/30/2043	301,280.55	2,782,236.30	3,083,516.85	2,462,161.85
06/30/2044	289,967.30	2,889,177.20	3,179,144.50	2,172,194.55
06/30/2045	279,176.20	2,999,640.40	3,278,816.60	1,893,018.35
06/30/2046	268,907.25	3,114,256.50	3,383,163.75	1,624,111.10
06/30/2047	258,812.35	3,229,317.90	3,488,130.25	1,365,298.75
06/30/2048	249,239.60	3,349,090.00	3,598,329.60	1,116,059.15
06/30/2049	239,840.90	3,469,459.50	3,709,300.40	876,218.25
06/30/2050	231,138.40	3,598,149.60	3,829,288.00	645,079.85
06/30/2051	222,261.85	3,722,263.45	3,944,525.30	422,818.00
06/30/2052	214,081.50	3,855,865.50	4,069,947.00	208,736.50
06/30/2053	205,901.15	3,987,301.50	4,193,202.65	2,835.35
06/30/2054	2,835.35	1,060.74	3,896.09	-
<b>Total</b>	<b>\$24,461,974.25</b>	<b>\$68,936,240.54</b>	<b>\$93,398,214.79</b>	<b>-</b>

### Par Amounts Of Selected Issues

02/26/08 Senior Lien Car Rental Fee Revenue Bonds - \$18,500,000	8,336,700.00
02/26/08 Subordinate Lien Car Rental Fee Revenue Bonds - \$9,999,845	8,745,274.25
03/30/16A Sales Tax Revenue Refunding Bonds - \$11,305,000	7,380,000.00
<b>TOTAL</b>	<b>24,461,974.25</b>

**GRAND TOTAL  
GENERAL OBLIGATION BONDS  
AND OTHER OBLIGATIONS**

Washoe County, Nevada  
Grand Total General Obligation Bonds and Other Obligations

**Aggregate Bond Balance\***

Date	Principal	Interest	Total P+i	Bond Balance
06/30/2023	-	-	-	139,785,113.84
06/30/2024	12,277,802.00	4,090,044.10	16,367,846.10	127,507,311.84
06/30/2025	13,042,944.31	3,575,424.82	16,618,369.13	114,464,367.53
06/30/2026	12,897,118.86	3,039,291.73	15,936,410.59	101,567,248.67
06/30/2027	11,644,784.00	2,548,739.79	14,193,523.79	89,922,464.67
06/30/2028	9,783,691.73	2,186,051.63	11,969,743.36	80,138,772.94
06/30/2029	8,508,314.62	3,114,710.57	11,623,025.19	71,630,458.32
06/30/2030	6,554,634.89	2,949,317.03	9,503,951.92	65,075,823.43
06/30/2031	4,971,125.60	2,824,970.88	7,796,096.48	60,104,697.83
06/30/2032	5,093,981.56	2,771,566.55	7,865,548.11	55,010,716.27
06/30/2033	5,203,462.89	2,727,593.38	7,931,056.27	49,807,253.38
06/30/2034	5,324,572.82	2,681,597.80	8,006,170.62	44,482,680.56
06/30/2035	5,441,281.81	2,646,030.75	8,087,312.56	39,041,398.75
06/30/2036	4,673,423.06	2,620,256.91	7,293,679.97	34,367,975.69
06/30/2037	2,147,042.97	2,643,757.39	4,790,800.36	32,220,932.72
06/30/2038	2,161,280.32	2,709,592.52	4,870,872.84	30,059,652.40
06/30/2039	2,176,836.33	2,779,218.29	4,956,054.62	27,882,816.07
06/30/2040	2,194,249.40	2,847,169.10	5,041,418.50	25,688,566.67
06/30/2041	2,212,060.07	2,919,246.09	5,131,306.16	23,476,506.60
06/30/2042	2,229,996.24	2,991,413.86	5,221,410.10	21,246,510.36
06/30/2043	2,248,938.76	3,066,094.64	5,315,033.40	18,997,571.60
06/30/2044	2,268,719.61	3,141,941.44	5,410,661.05	16,728,851.99
06/30/2045	2,289,520.93	3,220,811.75	5,510,332.68	14,439,331.06
06/30/2046	2,311,351.94	3,303,328.15	5,614,680.09	12,127,979.12
06/30/2047	2,333,871.83	3,385,774.84	5,719,646.67	9,794,107.29
06/30/2048	2,357,436.06	3,472,408.93	5,829,844.99	7,436,671.23
06/30/2049	2,381,708.01	3,559,108.70	5,940,816.71	5,054,963.22
06/30/2050	2,407,215.37	3,653,588.78	6,060,804.15	2,647,747.85
06/30/2051	1,216,262.85	3,748,063.09	4,964,325.94	1,431,485.00
06/30/2052	1,222,748.50	3,866,999.62	5,089,748.12	208,736.50
06/30/2053	205,901.15	3,987,301.50	4,193,202.65	2,835.35
06/30/2054	2,835.35	1,060.74	3,896.09	-
<b>Total</b>	<b>\$139,785,113.84</b>	<b>\$93,072,475.37</b>	<b>\$232,857,589.21</b>	<b>-</b>

**Par Amounts Of Selected Issues**

01/27/22A Refunding Bonds - \$14,130,000	12,070,000.00
08/18/15 Sewer Refunding Bond (SRF) - \$17,386,176	2,548,457.20
08/27/15 Medical Examiner Building Bonds - \$12,000,000	8,410,000.00
03/30/16B Public Safety Refunding Bonds - \$9,800,000	8,000,000.00
05/27/20 Sewer Bonds (SRF) - \$27,000,000	26,181,682.39
09/16/20 Nevada Shared Radio System Bonds - \$9,135,000	8,245,000.00
10/29/20B Refunding Bonds - \$9,695,000	7,903,000.00
07/20/21 Flood Control Refunding Bonds - \$11,500,000	10,710,000.00
01/13/22 Sewer Bond (SRF) - \$23,000,000	23,000,000.00 *
01/27/22B Consolidated Tax Refunding Bonds - \$10,735,000	8,255,000.00
02/26/08 Senior Lien Car Rental Fee Revenue Bonds - \$18,500,000	8,336,700.00
02/26/08 Subordinate Lien Car Rental Fee Revenue Bonds - \$9,999,845	8,745,274.25
03/30/16A Sales Tax Revenue Refunding Bonds - \$11,305,000	7,380,000.00
<b>TOTAL</b>	<b>139,785,113.84</b>

Note: Includes estimated debt service schedule on the 2022 Sewer Bond. As of June 30, 2023, the County had borrowed \$12,281,694.49 from the State Revolving Fund. The outstanding amount of the 2022 Sewer Bonds will continue to increase as the County draws down funds until the maximum \$23,000,000 is reached, or the project is complete.



**APPENDIX B**

**OUTSTANDING DEBT <sup>1/</sup>**  
**Reno-Sparks Convention & Visitors Authority**  
**and Regional Transportation Commission**  
**As of June 30, 2023**

	Date Issued	Final Maturity	Original Amount	Outstanding Principal
<b><u>GENERAL OBLIGATION REVENUE BONDS</u></b>				
RSCVA Refunding Bonds, Series 2021	04/06/21	07/01/32	\$ 65,760,000	\$ 60,810,000
<b>Total General Obligation Revenue Bonds</b>				<b>60,810,000</b>
<b><u>REVENUE BONDS</u></b>				
RTC Highway Revenue Bonds (Fuel Tax) (BABS), Series 2010E	12/16/10	02/01/40	58,775,000	58,775,000
RTC Highway Revenue Bonds (MVFT) (RZEDB), Series 2010F	12/16/10	02/01/40	5,385,000	5,385,000
Sales Tax Improvement Bonds (BABS), Series 2010H	12/16/10	02/01/40	20,000,000	20,000,000
RTC Highway Revenue Bonds (Fuel Tax) Tax-Exempt, Series 2018	12/20/18	02/01/43	183,235,000	161,970,000
RTC Highway Revenue Refunding Bonds (Fuel Tax), Series 2019	12/19/19	02/01/40	56,235,000	50,635,000
<b>Total Revenue Bonds</b>				<b>\$ 296,765,000</b>
<b>GRAND TOTAL GENERAL OBLIGATION REVENUE BONDS AND REVENUE BONDS</b>				<b>\$ 357,575,000</b>

1/ General Obligation Revenue Bonds and Revenue Bonds issued by the County on behalf of the RSCVA and the RTC. The RSCVA and the RTC both issue separate Debt Management Policies and more information on these obligations may be found in their respective Debt Management Policies.

**APPENDIX C**

**OUTSTANDING DEBT  
Special Assessment District Bonds <sup>1/</sup>  
As of June 30, 2023**

	Date Issued	Final Maturity	Original Amount	Outstanding Principal
<b>SPECIAL ASSESSMENT DISTRICT BONDS</b>				
Special Assessment District No. 37, Series 2007	05/16/07	05/01/27	\$ 728,813	\$ 49,355
Special Assessment District No. 39, Series 2009	06/12/09	05/01/29	999,268	42,490
Special Assessment District No. 32, Series 2011	12/07/11	11/01/31	8,592,787	<u>1,511,799</u>
<b>GRAND TOTAL SPECIAL ASSESSMENT BONDS</b>				<b><u>\$ 1,603,645</u></b>

1/ Although not required to be included in the Debt Management Policy by NRS 350 or 271, Special Assessment District information is included for informational purposes. Special Assessment District Bonds are repaid from assessments levied against the taxpayers in the Special Assessment District(s), and are secured by their property. In case of deficiencies, the County's General Fund and taxing power further secure all bonds. Totals may not add due to rounding.