

---

**Supplemental Material**

---

**Public Body Name**      **Reno City Council**

---

**Meeting Date**            **May 26, 2015**

---

**Agenda Item Title**      **5. Overview of current fire department organization, governance, funding and operation (a) Presentation, discussion and potential direction to staff on the City of Reno Fire Department, (b) Presentation, discussion and potential direction to staff on the Truckee Meadows/Sierra Fire Protection Districts.**

---

Please see attached presentation for agenda item 5.a.


**Attachments:**

- Overview of Reno Fire Department - Presentation (PDF)





# RENO FIRE DEPARTMENT



# PRESENTATION OUTLINE

- Overview of Reno Fire Department
  - Fire Response & Prevention
  - Organizational Structure & Governance
  - Fire Organizational Chart
  - Staffing & Operations
  - Funding & Budget
  - 2014 Calls for Service



# FIRE RESPONSE & PREVENTION

## Response & Prevention

**RFD**

### **FIRE RESPONSE**

Structure, Wildland & Vehicle

### **EMERGENCY MEDICAL SERVICES**

Two Tiered EMS response with REMSA

### **HAZARDOUS MATERIALS**

### **RESCUE**

FIRE, WATER, HIGH ANGLE, CONFINED & SPACE, TRENCH, AUTO EXTRICATION & SPECIAL (elevator, machinery, etc.)

### **COMMUNITY RISK REDUCTION**

CODE ENFORCEMENT

INSPECTIONS

SAFETY EDUCATION

JUVENILE INTERVENTION

SENIOR SERVICES



# ORGANIZATIONAL STRUCTURE & GOVERNANCE

- Reno City Council
  - Reno City Manager
    - Reno Fire Chief
      - Administrative Services Division
      - EMS Division
      - Emergency Management Division
      - Fire Prevention Division
      - Fleet Maintenance Division
      - Operations Division
      - Safety & Training Division

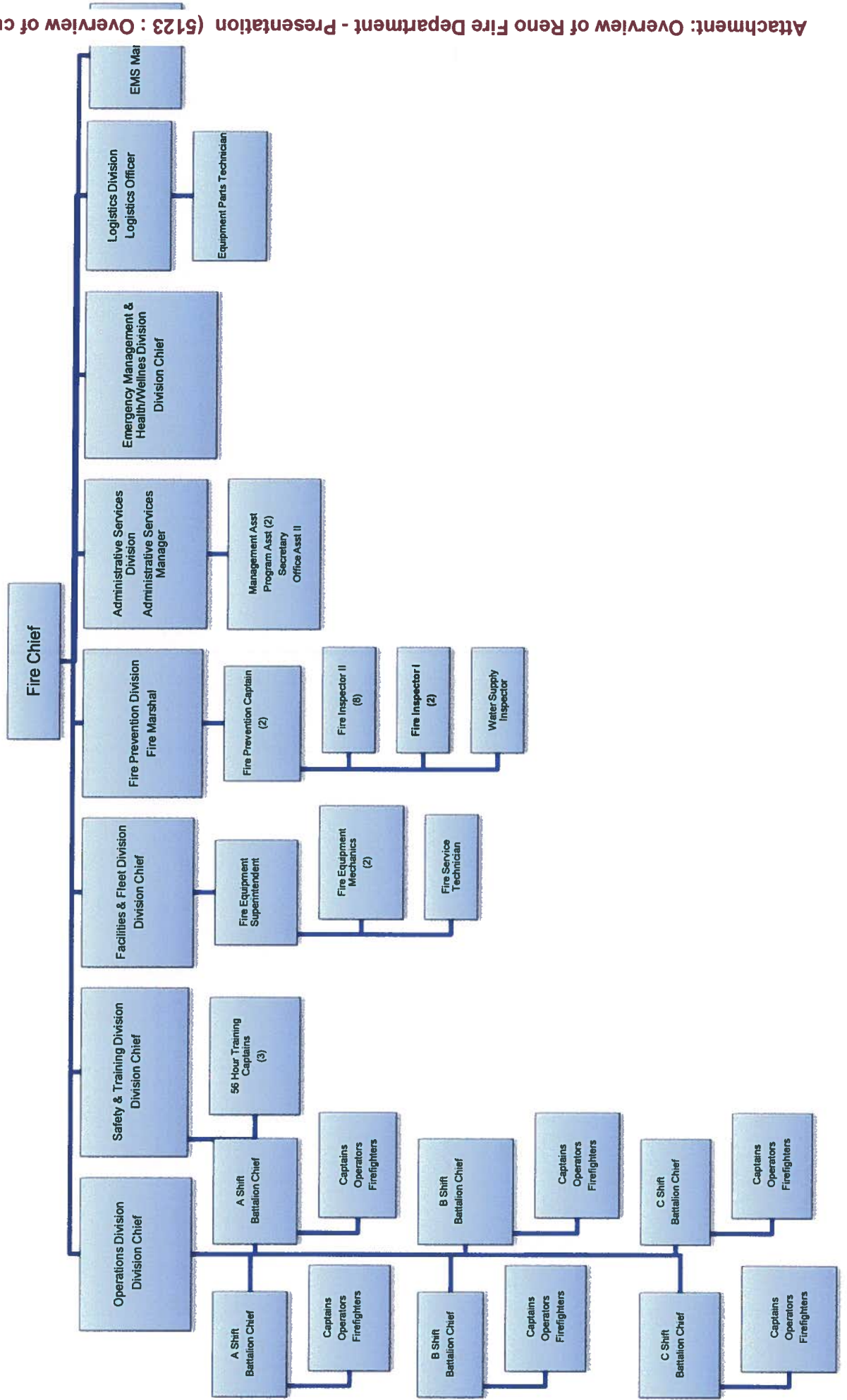
5.a



# RENO FIRE ORGANIZATIONAL CHART

5.a

Attachment: Overview of Reno Fire Department - Presentation (5123 : Overview of current



# STAFFING: PERSONNEL & STATIONS

5.a



## 2015 Reno Fire Department

254 Full-Time  
Employees (Budgeted)

- 213 Emergency Operations – Line
- 14 Administration
- 14 Fire Prevention
- 6 Battalion Chiefs
- 3 Safety & Training
- 4 Fleet Services

14 Fire Stations

- 14 Engine Companies
- 2 Truck Companies
- 1 Rescue Company
- 24/7 Operations; 365 Days/Year

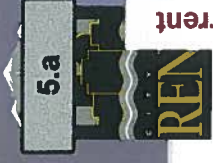
# FUNDING & BUDGET

## ➤ Reno Fire Department Funding Components/Sources

- General Property Tax
- Consolidated Tax
- Fire Property Tax Overrides
- Fire Service Charges & Reimbursements

## ➤ FY 15-16 Reno Fire Department Budget

- Salaries & Benefits:      \$ 38,377,021
- Services & Supplies:      \$ 2,596,295
- Capital Outlay:            \$ 250,000
- Indirect Costs:            \$ 2,581,100
- Total FY 15/16 Budget:    \$ 43,804,416





# CY 2014 CALLS FOR SERVICE

5.a



## 2014 Calls For Service

Stations	Number of Responses	Stations	Number of Responses
Station 1	6,832	Station 12	1,614
Station 2	3,406	Station 19	104
Station 3	5,293	Station 21	3,479
Station 4	3,026	<b>Total</b>	<b>33,534</b>
Station 5	1,567		
Station 6	2,196	<b>Fires</b>	<b>607</b> <b>2%</b>
Station 7	432	<b>EMS</b>	<b>25,685</b> <b>76%</b>
Station 8	2,109	<b>Haz-Mat</b>	<b>420</b> <b>1%</b>
Station 9	1,490	<b>Other</b> (False Alarms, Good Intent, etc.)	<b>6,822</b> <b>21%</b>
Station 10	1,140	<b>Average</b>	<b>5:46</b>
		<b>Response time</b>	<b>(En-Route to On-Scene)</b>
Station 11	846		

